

Name: _____



Expressions & Equations

Fall 2025 Student Workbook - Pyret Edition



BOOTSTRAP

Equity • Scale • Rigor

Workbook v0.9-beta

Brought to you by the Bootstrap team:

- Emmanuel Schanzer
- Kathi Fisler
- Shriram Krishnamurthi
- Dorai Sitaram
- Joe Politz
- Ben Lerner
- Nancy Pfenning
- Flannery Denny
- Rachel Tabak

Bootstrap is licensed under a Creative Commons 4.0 Unported License. Based on a work from www.BootstrapWorld.org.
Permissions beyond the scope of this license may be available at contact@BootstrapWorld.org.

Table of Contents

Translating Between Words and Math	1
Simple Data Types	11
Contracts for Strings and Images	14
Equivalence	23
The Commutative Property	29
The Associative Property	36
The Additive Inverse Property	47
The Multiplicative Inverse Property	53
Variables	59
The Identity Property	66
The Distributive Property	72
Absolute Value and Opposite	80
Absolute Value and Opposite (2)	86
Evaluating Exponents	91
Evaluating Exponent Expressions with Negative Values	98

Translation and Equivalence

Translation

Circles of Evaluation help us visualize the structure of mathematical expressions.

- Every Circle of Evaluation must have one - and only one! - operator (or function!) written at the top.
- The inputs of the operator are written left to right, in the middle of the Circle.
- Circles of Evaluation can contain other Circles of Evaluation.

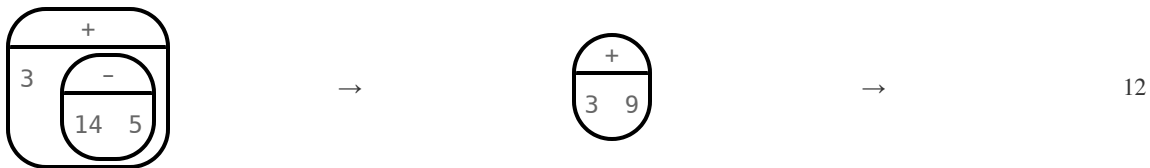
We can translate any arithmetic expression into a Circle of Evaluation or a verbal expression. Below, we've translated the arithmetic expression $5 + 3$ into a Circle of Evaluation and then a Verbal Expression.



Math is precise, but that precision is difficult to preserve when we switch to words. Often, sentences can be ambiguous, meaning that there is more than one way to interpret them! One reason that Circles of Evaluation are so powerful is that they eliminate the ambiguity we encounter when representing expressions with words.

Equivalence and Computation

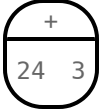
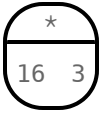
Arithmetic expressions are **equivalent** when they simplify to the same value. Here is an illustration (with Circles of Evaluation) that can help us visualize simplifying a more complex expression into a single numeric value.



Computation is one tool (of many!) that can allow us to determine if two expressions are equivalent.

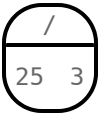
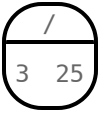
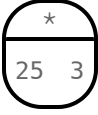
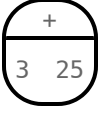
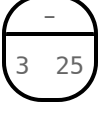

Translating

Each row represents a single arithmetic expression, written in three different forms. Fill in the empty spaces so that all three forms represent the same expression. *For each expression, there must be two equivalent expressions in words.*

	Expression in Words	Circle of Evaluation	Math Expression
1)	24 increased by 3 _____		
2)	the product of 9 and 11 _____		9×11
3)	_____ _____		$\frac{24}{8}$
4)	$\frac{1}{3}$ less than 4 _____		
5)	_____ _____		
6)	half of 100 _____		
7)	the difference between 20 and 8 _____		
8)	_____ _____		$\frac{1}{3} \times 4$

Matching Words to Circles of Evaluation

Draw a line from the words on the left to the Circle on the right. Some Circles have more than one correct translation.

Words		Circle of Evaluation	
25 tripled	1		
3 less than 25	2		
25 less than 3	3	A	
one-third of 25	4	B	
add 3 and 25	5	C	
divide 25 into 3 groups	6	D	
the quotient of 3 and 25	7	E	
the quotient of 25 and 3	8	F	
25 decreased by 3	9		
the product of 25 and 3	10		

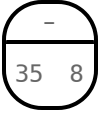
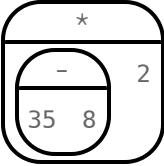
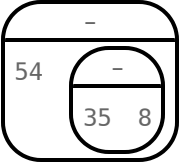
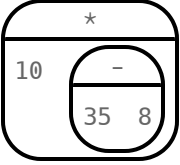
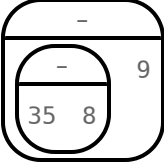
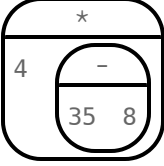
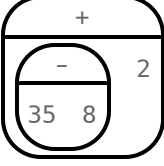
Translating from Words to Circles

For each expression in words on the left, draw a Circle of Evaluation on the right.

	Math Expression	Circle of Evaluation
1)	the sum of 12 and 4	
2)	double the sum of 12 and 4	
3)	the difference between 100 and the sum of 12 and 4	
4)	Find the sum of 12 and 4. Take half.	
5)	10 more than the sum of 12 and 4	
6)	3 less than the sum of 12 and 4	
7)	the product of 6 and the sum of 12 and 4	

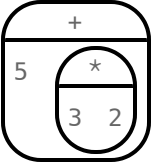
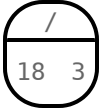
Translating from Circles to Words

Translate each Circle of Evaluation into words. The first one is done for you.

	Circle of Evaluation	Expression in Words
1)		the difference between 35 and 8
2)		
3)		
4)		
5)		
6)		
7)		

Translation Table (1)

Fill in any missing spaces on the table below so that the mathematical expression, the Circle of Evaluation, and Verbal Expression are all equivalent.

	Math	Circle of Evaluation	Verbal Expression
1)			Find the sum of 5 and 3
2)	$(5 + 3) \times 2$		Find the sum of 5 and 3, then double it.
3)			
4)			
5)	$(18 \div 3) + 6$		
6)			Find the sum of 3 and 6. Divide 18 by that sum.

Translation Table (2)

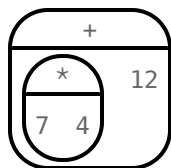
For each provided arithmetic expression, draw an equivalent Circle of Evaluation and write a translation in words.

	Math	Circle of Evaluation	Verbal Expression
1)	$24 - 6$		
2)	$24 - (6 \div 3)$		
3)	$(24 - 6) \div 3$		
4)	$\frac{1}{2} \times 100$		
5)	$(\frac{1}{2} \times 100) + 10$		
6)	$\frac{1}{2} \times (100 + 10)$		

The Ambiguity of Words

How many different ways can each sentence be interpreted? For each way, draw the Circle and write the arithmetic expression. We've started the first one for you.

1) The product of seven and four increased by twelve



$$(7 \times 4) + 12$$

2) The quotient of ten and two decreased by one

3) Three more than nine multiplied by four

4) Half of ten tripled

5) The sum of six and three increased by five

Rewriting Ambiguous Expressions

All of the verbal expressions below are ambiguous. Rewrite each expression two times:

- The first time, write the expression to indicate that either multiplication or division happens first.
- The second time, write the expression to indicate that either addition or subtraction happens first.

Use parentheses to indicate which operation comes first. Give both the arithmetic and verbal expression. We've done the first one for you.

	Ambiguous Expression	Multiplication/division first.	Addition/subtraction first.
1)	The product of 10 and 8 decreased by 5	5 less than the product of 10 and 8 by 5 $(10 \times 8) - 5$	Multiply the difference between 8 and 5 by 10 $10 \times (8 - 5)$
2)	The product of $\frac{1}{3}$ and 30 increased by 4		
3)	The difference between 100 and 6 multiplied by 9		
4)	The sum of 6 and 12 divided by 3		
5)	The quotient of 60 and 10 increased by 5		

Ambiguous or Clear?

Decide if the expression in words is ambiguous or clear.

- If it is ambiguous, rewrite it in words two times - once with multiplication / division first, and once with addition / subtraction first.
- If it is clear, draw the Circle of Evaluation.

	Verbal Expression	Rewrite if ambiguous. Draw a Circle of Evaluation if clear.
1)	The product of 12 and 8 decreased by 5	
2)	The quotient of 36 and the sum of 10 and 8.	
3)	Half of 20 decreased by 6.	
4)	Increase the product of 10 and 2 by 7.	
5)	The difference between 20 and 8 multiplied by 2.	
6)	Seven more than one-third of 90.	

Card Sort (Arithmetic Expressions)

Teachers: To prepare for this activity, cut out the cards below and keep each set (of three) together with a rubber band or paperclip. For this activity, you will also print and cut cards from two other card sort pages: [Circles of Evaluation](#) and [Verbal Expressions](#); we recommend printing each set in a different color. *Note that this page includes three copies of the same set. You will need one set for every pair of students.*

Set 1	Set 2	Set 3
$15 + 3$	$15 + 3$	$15 + 3$
$15 \div 3$	$15 \div 3$	$15 \div 3$
$15 - 3$	$15 - 3$	$15 - 3$
15×3	15×3	15×3
$3 - 15$	$3 - 15$	$3 - 15$
$\frac{1}{3} \times 15$	$\frac{1}{3} \times 15$	$\frac{1}{3} \times 15$
$15 \times \frac{1}{3}$	$15 \times \frac{1}{3}$	$15 \times \frac{1}{3}$

Card Sort (Circles of Evaluation)

Teachers: To prepare for this activity, cut out the cards below and keep each set (of three) together with a rubber band or paperclip. For this activity, you will also print and cut cards from two other card sort pages: [Arithmetic Expressions](#) and [Verbal Expressions](#); we recommend printing each set in a different color. *Note that this page includes three copies of the same set. You will need one set for every pair of students.*

Set 1	Set 2	Set 3
$\frac{+}{15 \ 3}$	$\frac{+}{15 \ 3}$	$\frac{+}{15 \ 3}$
$\frac{/}{15 \ 3}$	$\frac{/}{15 \ 3}$	$\frac{/}{15 \ 3}$
$\frac{-}{15 \ 3}$	$\frac{-}{15 \ 3}$	$\frac{-}{15 \ 3}$
$\frac{*}{15 \ 3}$	$\frac{*}{15 \ 3}$	$\frac{*}{15 \ 3}$
$\frac{-}{3 \ 15}$	$\frac{-}{3 \ 15}$	$\frac{-}{3 \ 15}$
$15 + 3$	$15 + 3$	$15 + 3$
$\frac{+}{3 \ 15}$	$\frac{+}{3 \ 15}$	$\frac{+}{3 \ 15}$
$\frac{*}{1/3 \ 15}$	$\frac{*}{1/3 \ 15}$	$\frac{*}{1/3 \ 15}$

Card Sort (Verbal Expressions)

Teachers: To prepare for this activity, cut out the cards below and keep each set (of three) together with a rubber band or paperclip. For this activity, you will also print and cut cards from two other card sort pages: [Arithmetic Expressions](#) and [Circles of Evaluation](#); we recommend printing each set in a different color. *Note that this page includes three copies of the same set. You will need one set for every pair of students.*

Set 1	Set 2	Set 3
the sum of 15 and 3	the sum of 15 and 3	the sum of 15 and 3
the quotient of 15 and 3	the quotient of 15 and 3	the quotient of 15 and 3
the difference between 15 and 3	the difference between 15 and 3	the difference between 15 and 3
the product of 15 and 3	the product of 15 and 3	the product of 15 and 3
15 increased by 3	15 increased by 3	15 increased by 3
3 less than 15	3 less than 15	3 less than 15
15 tripled	15 tripled	15 tripled
15 less than 3	15 less than 3	15 less than 3
add 3 to 15	add 3 to 15	add 3 to 15
divide 15 into 3 groups	divide 15 into 3 groups	divide 15 into 3 groups
one-third of 15	one-third of 15	one-third of 15

Matching Math to Words

Draw a line from the words on the left to the Circle on the right. Some Circles have more than one correct translation.

Math		Words	
$(\frac{1}{3} \times 10) + 2$	1	A	double one-third of 10
$2 \times (\frac{1}{3} \times 10)$	2	B	increase half of 10 by one-third
$(10 \div 2) + \frac{1}{3}$	3	C	increase one-third of 10 by 2
$(10 + \frac{1}{3}) \times 2$	4	D	the sum of 10 and 2, decreased by one-third
$2 + (10 - \frac{1}{3})$	5	E	2 increased by the difference of 10 and one-third
$(2 + 10) - \frac{1}{3}$	6	F	the sum of 10 and one-third, doubled

Introduction to Programming in a Nutshell

The **Editor** is a software program we use to write Code. Our Editor allows us to experiment with Code on the right-hand side, in the **Interactions Area**. For Code that we want to *keep*, we can put it on the left-hand side in the **Definitions Area**. Clicking the "Run" button causes the computer to re-read everything in the Definitions Area and erase anything that was typed into the Interactions Area.

Data Types

Programming languages involve different *data types*, such as Numbers, Strings, Booleans, and even Images.

- Numbers are values like `1`, `0.4`, `1/3`, and `-8261.003`.
 - Numbers are *usually* used for quantitative data and other values are *usually* used as categorical data.
 - In Pyret, decimals *must* start with a zero. For example, `0.22` is valid, but `.22` is not.
- Strings are values like `"Emma"`, `"Rosanna"`, `"Jen and Ed"`, or even `"08/28/1980"`.
 - All strings *must* be surrounded by quotation marks.
- Booleans are either `true` or `false`.

All values evaluate to themselves. The program `42` will evaluate to `42`, the String `"Hello"` will evaluate to `"Hello"`, and the Boolean `false` will evaluate to `false`.

Operators

Operators (like `+`, `-`, `*`, `<`, etc.) work the same way in Pyret that they do in math.

- Operators are written between values, for example: `4 + 2`.
- In Pyret, operators must always have spaces around them. `4 + 2` is valid, but `4+2` is not.
- If an expression has different operators, parentheses must be used to show order of operations. `4 + 2 + 6` and `4 + (2 * 6)` are valid, but `4 + 2 * 6` is not.

Applying Functions

Functions work much the way they do in math. Every function has a name, takes some inputs, and produces some output. The function name is written first, followed by a list of *arguments* in parentheses.

- In math this could look like $f(5)$ or $g(10, 4)$.
- In Pyret, these examples would be written as `f(5)` and `g(10, 4)`.
- Applying a function to make images would look like `star(50, "solid", "red")`.
- There are many other functions in Pyret, for example `sqr`, `sqrt`, `triangle`, `square`, `string-repeat`, etc.

Functions have *contracts*, which help explain how a function should be used. Every Contract has three parts:

- The *Name* of the function - literally, what it's called.
- The *Domain* of the function - what *type(s) of value(s)* the function consumes, and in what order.
- The *Range* of the function - what *type of value* the function produces.

Strings and Numbers

Make sure you've loaded code.pyret.org (CPO), clicked "Run", and are working in the **Interactions Area** on the right. Hit Enter/return to evaluate expressions you test out.

Strings

String values are always in quotes.

- Try typing your name (in quotes!).
- Try typing a sentence like "I'm excited to learn to code!" (in quotes!).
- Try typing your name with the opening quote, but *without the closing quote*. Read the error message!
- Now try typing your name *without any quotes*. Read the error message!

1) Explain what you understand about how strings work in this programming language. _____

Numbers

2) Try typing 42 into the Interactions Area and hitting "Enter". Is 42 the same as "42"? Why or why not?

3) What is the largest number the editor can handle?

4) Try typing 0.5. Then try typing .5. Then try clicking on the answer. Experiment with other decimals.

Explain what you understand about how decimals work in this programming language. _____

5) What happens if you try a fraction like 1/3? _____

6) Try writing **negative** integers, fractions and decimals. What do you learn? _____

Operators

7) Just like math, Pyret has **operators** like +, -, * and /.

Try typing in 4 + 2 and then 4+2 (without the spaces). What can you conclude from this?

8) Type in the following expressions, **one at a time**: 4 + 2 * 6 (4 + 2) * 6 4 + (2 * 6) What do you notice?

9) Try typing in 4 + "cat", and then "dog" + "cat". What can you conclude from this?

Booleans

Boolean-producing expressions are yes-or-no questions, and will always evaluate to either **true** ("yes") or **false** ("no").

What will the expressions below evaluate to? Write down your prediction, then type the code into the Interactions Area to see what it returns.

Prediction	Result	Prediction	Result
1) <code>3 <= 4</code>		2) <code>"a" > "b"</code>	
3) <code>3 == 2</code>		4) <code>"a" < "b"</code>	
5) <code>2 < 4</code>		6) <code>"a" == "b"</code>	
7) <code>5 >= 5</code>		8) <code>"a" <> "a"</code>	
9) <code>4 >= 6</code>		10) <code>"a" >= "a"</code>	
11) <code>3 <> 3</code>		12) <code>"a" <> "b"</code>	
13) <code>4 <> 3</code>		14) <code>"a" >= "b"</code>	

15) In your own words, describe what `<` does.

16) In your own words, describe what `>=` does.

17) In your own words, describe what `<>` does.

Prediction:	Result:
18) <code>string-contains("catnap", "cat")</code>	
19) <code>string-contains("cat", "catnap")</code>	

20) In your own words, describe what `string-contains` does. Can you generate another expression using `string-contains` that returns true?

★ There are infinite string values ("a", "aa", "aaa" ...) and infinite number values out there (...-2,-1,0,-1,2...). But how many different *Boolean* values are there?

Applying Functions

Open [\(code.pyret.org \(CPO\)\)](https://code.pyret.org) and click "Run". We will be working in the Interactions Area on the right.

Test out these two expressions and record what you learn below:

- `regular-polygon(40, 6, "solid", "green")`
- `regular-polygon(80, 5, "outline", "dark-green")`

1) You've seen data types like Numbers, Strings, and Booleans. What data type did the `regular-polygon` function produce? _____

2) How would you describe what a regular polygon is? _____

3) The `regular-polygon` function takes in four pieces of information (called arguments). Record what you know about them below.

	Data Type	Information it Contains
Argument 1		
Argument 2		
Argument 3		
Argument 4		

There are many other functions available to us in Pyret. We can describe them using **contracts**. The Contract for `regular-polygon` is:

```
# regular-polygon :: Number, Number, String, String -> Image
```

- Each Contract begins with the function name: *in this case* `regular-polygon`
- Lists the data types required to satisfy its Domain: *in this case* `Number, Number, String, String`
- And then declares the data type of the Range it will return: *in this case* `Image`

Contracts can also be written with more detail, by annotating the Domain with *variable names*:

```
# regular-polygon :: ( Number , Number , String , String ) -> Image
                     size number-of-sides fill-style color
```

4) We know that a square is a regular polygon because _____

5) What code would you write to make a big, blue square using the `regular-polygon` function?

```
_____ ( _____ , _____ , _____ , _____ )
function-name size :: Number number-of-sides :: Number fill-style :: String color :: String
```

6) Pyret also has a `square` function whose contract is: `# square :: (Number , String , String) -> Image`

What code would you write to make a big blue square using the `square` function?

```
_____ ( _____ , _____ , _____ )
function-name size :: Number fill-style :: String color :: String
```

7) Why does `square` need fewer arguments to make a square than `regular-polygon`? _____

★ Where else have you heard the word **contract** used before?

Practicing Contracts: Domain & Range

Note: The contracts on this page are not defined in Pyret and cannot be tested in the editor.

is-beach-weather

Consider the following Contract:

```
# is-beach-weather :: Number, String -> Boolean
```

- 1) What is the **Name** of this function? _____
- 2) How many arguments are in this function's **Domain**? _____
- 3) What is the **Type** of this function's **first argument**? _____
- 4) What is the **Type** of this function's **second argument**? _____
- 5) What is the **Range** of this function? _____

6) Circle the expression below that shows the correct application of this function, based on its Contract.

- A. is-beach-weather(70, 90)
- B. is-beach-weather(80, 100, "cloudy")
- C. is-beach-weather("sunny", 90)
- D. is-beach-weather(90, "stormy weather")

cylinder

Consider the following Contract:

```
# cylinder :: Number, Number, String -> Image
```

- 7) What is the **Name** of this function? _____
- 8) How many arguments are in this function's **Domain**? _____
- 9) What is the **Type** of this function's **first argument**? _____
- 10) What is the **Type** of this function's **second argument**? _____
- 11) What is the **Type** of this function's **third argument**? _____
- 12) What is the **Range** of this function? _____

13) Circle the expression below that shows the correct application of this function, based on its Contract.

- A. cylinder("red", 10, 60)
- B. cylinder(30, "green")
- C. cylinder(10, 25, "blue")
- D. cylinder(14, "orange", 25)

Matching Expressions and Contracts

Match the Contract (left) with the expression that uses it correctly (right).

Note: The contracts on this page are not defined in Pyret and cannot be tested in the editor.

Contract		Expression
# make-id :: String, Number -> Image	1	A make-id("Savannah", "Lopez", 32)
# make-id :: String, Number, String -> Image	2	B make-id("Pilar", 17)
# make-id :: String -> Image	3	C make-id("Akemi", 39, "red")
# make-id :: String, String -> Image	4	D make-id("Raissa", "McCracken")
# make-id :: String, String, Number -> Image	5	E make-id("von Einsiedel")

Contract		Expression
# is-capital :: String, String -> Boolean	6	A show-pop("Juneau", "AK", 31848)
# is-capital :: String, String, String -> Boolean	7	B show-pop("San Juan", 395426)
# show-pop :: String, Number -> Image	8	C is-capital("Accra", "Ghana")
# show-pop :: String, String, Number -> Image	9	D show-pop(3751351, "Oklahoma")
# show-pop :: Number, String -> Number	10	E is-capital("Albany", "NY", "USA")

Contracts for Image-Producing Functions

Log into code.pyret.org (CPO) and click "Run". Experiment with each of the functions listed below in the interactions area. Try to find an expression that produces an image. Record the contract and example code for each function you are able to use!

Name	Domain	Range
# triangle	:: Number, String, String	-> Image
triangle(80, "solid", "darkgreen")		
# star	::	->
# circle	::	->
# rectangle	::	->
# text	::	->
# square	::	->
# rhombus	::	->
# ellipse	::	->
# regular-polygon	::	->
# right-triangle	::	->
# isosceles-triangle	::	->
# radial-star	::	->
# star-polygon	::	->
# triangle-sas	::	->
# triangle-asa	::	->

Catching Bugs when Making Triangles

Learning about a Function through Error Messages

- 1) Type `triangle` into the Interactions Area of [code.pyret.org\(CPO\)](http://code.pyret.org(CPO)) and hit "Enter". What do you learn? _____
- 2) We know that all functions will need an open parenthesis and at least one input! Type `triangle(80)` in the Interactions Area and hit Enter/return. Read the error message. What hint does it give us about how to use this function?

- 3) Using the hint from the error message, experiment until you can make a triangle. What is the contract for `triangle`?

- 4) Read the explanation below. Then explain the difference in your own words.
syntax errors - when the computer cannot make sense of the code because of unclosed strings, missing commas or parentheses, etc.
contract errors - when the function isn't given what it needs (the wrong type or number of arguments are used)
The difference between **syntax errors** and **contract errors** is: _____

Finding Mistakes with Error Messages



The following lines of code are all BUGGY! Read the code and the error messages below. See if you can find the mistake WITHOUT typing it into Pyret.

- 5) `triangle(20, "solid" "red")`
Pyret didn't understand your program around
`triangle(20, "solid" "red")`
This is a _____ error. The problem is that _____
contract/syntax
- 6) `triangle(20, "solid")`
This application expression errored:
`triangle(20, "solid")`
2 arguments were passed to the **operator**. The **operator** evaluated to a function accepting 3 parameters. An application expression expects the number of parameters and arguments to be the same.
This is a _____ error. The problem is that _____
contract/syntax
- 7) `triangle(20, 10, "solid", "red")`
This application expression errored:
`triangle(20, 10, "solid", "red")`
4 arguments were passed to the **operator**. The **operator** evaluated to a function accepting 3 parameters. An application expression expects the number of parameters and arguments to be the same.
This is a _____ error. The problem is that _____
contract/syntax
- 8) `triangle (20, "solid", "red")`
Pyret thinks this code is probably a function call:
`triangle (20, "solid", "red")`
Function calls must not have space between the **function expression** and the arguments.
This is a _____ error. The problem is that _____
contract/syntax


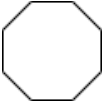
Using Contracts

For questions 1,2,4,5,8 & 9, use the contracts provided to find expressions that will generate images similar to the ones pictured.
Test your code in [code.pyret.org\(CPO\)](http://code.pyret.org(CPO)) before recording it.



```
# ellipse :: ( Number  
               width      , Number  
                           height , String  
                               fill-style , String  
                                       color ) -> Image
```

1)		
2)		
3)	Write an expression using <code>ellipse</code> to produce a circle.	

```
# regular-polygon :: ( Number  
                      side-length , Number  
                                number-of-sides , String  
                                                    fill-style , String  
                                                            color ) -> Image
```

4)		
5)		
6)	Use <code>regular-polygon</code> to write an expression for a square!	
7)	How would you describe a regular polygon to a friend?	

```
# rhombus :: ( Number  
              size , Number  
                  top-angle , String  
                              fill-style , String  
                                      color ) -> Image
```

8)		
9)		
10)	Write an expression to generate a <code>rhombus</code> that is a square!	

Triangle Contracts

Respond to the questions. Go to [code.pyret.org\(CPO\)](https://code.pyret.org(CPO)) to test your code.

1) What kind of triangle does the `triangle` function produce? _____
There are lots of other kinds of triangles! And Pyret has lots of other functions that make triangles!

```
# triangle :: (Number, String, String) -> Image
               size      fill-style  color
# right-triangle :: (Number, Number, String, String) -> Image
                    base    height  fill-style  color
# isosceles-triangle :: (Number, Number, String, String) -> Image
                       leg    angle  fill-style  color
```

2) Why do you think `triangle` only needs one number, while `right-triangle` and `isosceles-triangle` need two numbers?

3) Write `right-triangle` expressions for the images below using `100` as one argument for each.





4) Write `isosceles-triangle` expressions for the images below using `100` as one argument for each.





5) Write 2 expressions that would build **right-isosceles** triangles. Use `right-triangle` for one expression and `isosceles-triangle` for the other expression.



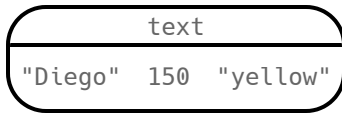
6) Which do you like better? Why? _____

Composing with Circles of Evaluation

Notice and Wonder

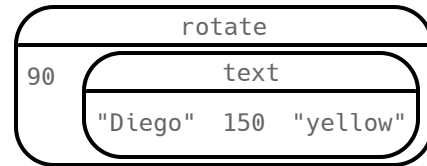
Suppose we want to see the `text` "Diego" written vertically in yellow letters of size 150. Let's use Circles of Evaluation to look at the structure:

We can start by generating the Diego image.



```
text("Diego", 150, "yellow")
```

And then use the `rotate` function to rotate it 90 degrees.



```
rotate(90, text("Diego", 150, "yellow"))
```

1) What do you Notice? _____

2) What do you Wonder? _____

Let's Rotate an Image of Your Name!

Suppose you wanted the computer to show your name in your favorite color and rotate it so that it's diagonal...

Write your name (any size), in your favorite color

3) Draw the circle of evaluation:

`rotate` the image so that it's diagonal

4) Draw the circle of evaluation:

5) Convert the Circle of Evaluation to code:

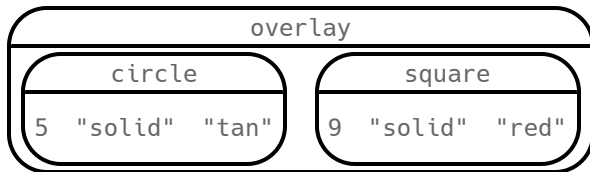
6) Convert the Circle of Evaluation to code:

Circle of Evaluation to Code (Scaffolded)

Complete the Code by Filling in the Blanks!

Finish the Code by filling in the blanks.

1)

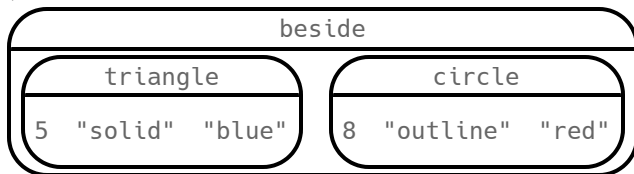


overlay(circle(____, "solid", _____), _____(9, _____, "red"))

Complete the Code by adding Parentheses

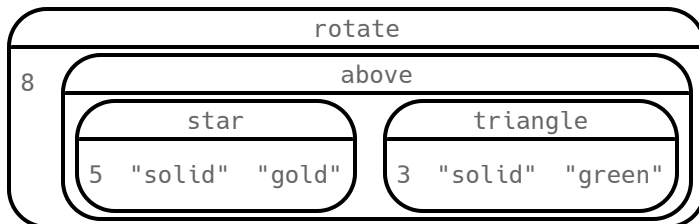
For each Circle of Evaluation, finish the Code by adding parentheses and commas.

2)



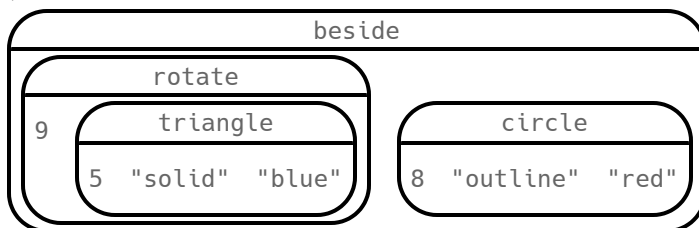
beside triangle 5 "solid" "blue" circle 8 "outline" "red"

3)



rotate 8 above star 5 "solid" "gold" triangle 3 "solid" "green"

4)



beside rotate 9 triangle 5 "solid" "blue" circle 8 "outline" "red"

Frayer Model: Domain and Range

My Definition			Facts and Characteristics
Domain			
Examples			Non-Examples
My Definition			Facts and Characteristics
Range			
Examples			Non-Examples

(optional)

Frayer Model: Function and Variable

My Definition		Facts and Characteristics
Function		
Examples		Non-Examples
Variable		
My Definition		Facts and Characteristics
Examples		Non-Examples

(optional)

Radial Star

radial-star :: (Number
points, Number
outer-radius, Number
inner-radius, String
fill-style, String
color) -> Image

Using the Contract above, match the images on the left to the expressions on the right. You can test the code at [code.pyret.org\(CPO\)](https://code.pyret.org/CPO).



1

A


```
radial-star(5, 200, 50, "solid", "black")
```



2

B


```
radial-star(7, 200, 100, "solid", "black")
```



3

C


```
radial-star(7, 200, 100, "outline", "black")
```



4

D

```
radial-star(10, 200, 150, "solid", "black")
```



5

E


```
radial-star(10, 200, 20, "solid", "black")
```



6

F

```
radial-star(100, 200, 20, "outline", "black")
```



7





G

```
radial-star(100, 200, 100, "outline", "black")
```

(optional)

Triangle Contracts (SAS & ASA)

Type each expression (left) below into the [code.pyret.org \(CPO\)](https://code.pyret.org/CPO/), and match it to the image it creates (right).

Expression			Image
<code>triangle-sas(120, 45, 70, "solid", "black")</code>	1	A	
<code>triangle-sas(120, 90, 70, "solid", "black")</code>	2	B	
<code>triangle-sas(120, 135, 70, "solid", "black")</code>	3	C	
<code>triangle-sas(70, 135, 120, "solid", "black")</code>	4	D	

Contracts

Think about how you would describe each `triangle-sas` argument to someone who'd never used the function before.

5) Annotate the Contract below using descriptive variable names.

```
triangle-sas :: ( Number , Number , Number , String , String ) -> Image
```

If you have a printed workbook, add examples of each of the triangle functions we've explored to your contracts pages.

★ If you have time, experiment with the `triangle-asa` function.



```
# triangle-asa :: ( Number , Number , Number , String , String ) -> Image
                  top-left-angle left-side bottom-angle fill-style color
```

★ Why did these two functions need to take in one more Number than `right-triangle` did?

Star Polygon

star-polygon :: (Number
side-length , Number
points-on-polygon , Number
points-to-skip-for-star , String
fill-style , String
color) -> Image

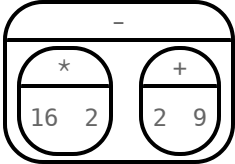

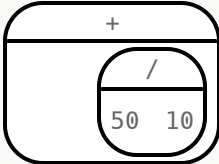
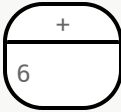
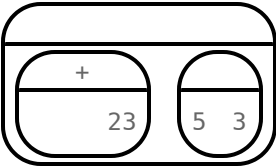
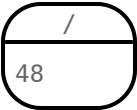
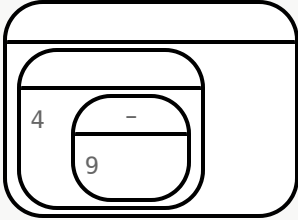
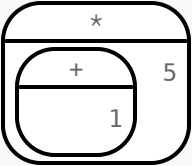

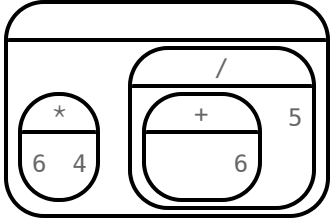
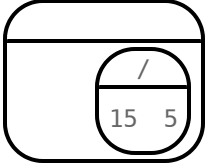

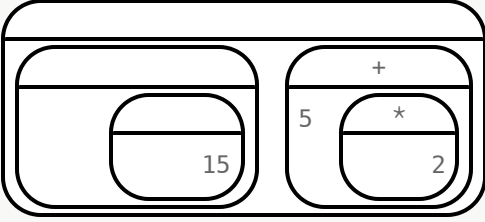
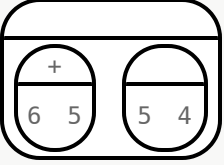
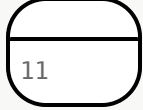
1. Using the Contract above, write expressions to create images like those pictured below.
2. Go to [\(CPO\)](http://code.pyret.org) to test your code.
3. Then write expressions to generate two more star polygons of your choosing.
Sketch them and record your working code.

1		<hr/>
2		<hr/>
3		<hr/>
4		<hr/>

(optional)

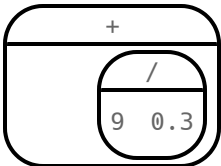
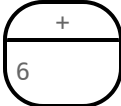
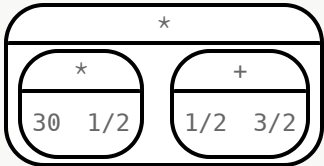

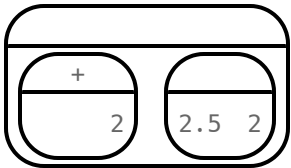
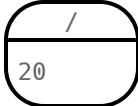
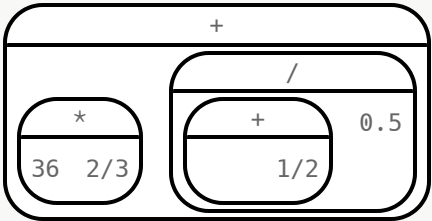
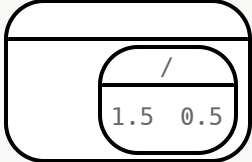
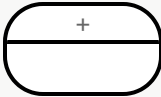
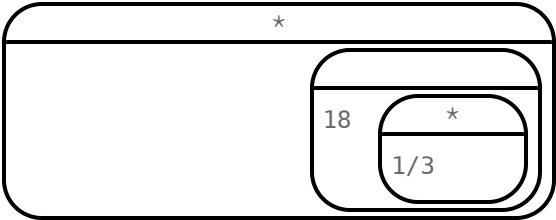
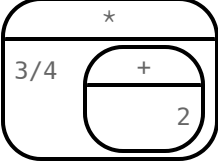

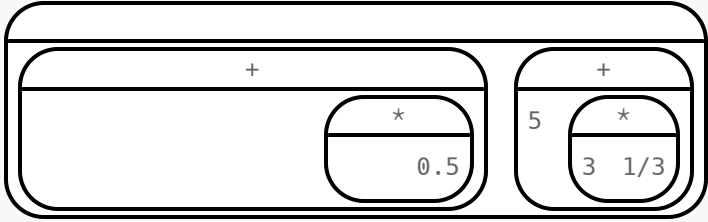
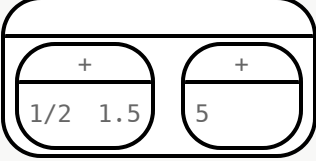

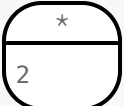
Computation (Whole Numbers)

The Circles of Evaluation below represent a step-by-step computation, which results in an answer. Some of the steps are missing numbers and operators! Fill in those numbers and operators so that each sequence of circles will end with the answer shown on the right.

Circle Solving Diagram	
1)	 \rightarrow  \rightarrow 21
2)	 \rightarrow  \rightarrow 11
3)	 \rightarrow  \rightarrow 6
4)	 \rightarrow  \rightarrow  \rightarrow 25
5)	 \rightarrow  \rightarrow  \rightarrow 21
6)	 \rightarrow  \rightarrow  \rightarrow 99

Computation (Fractions and Decimals)

The Circles of Evaluation below represent a step-by-step computation, which results in an answer. Some of the steps are missing numbers! Fill those numbers in so that each sequence of circles will end with the answer shown on the right.

Circle Solving Diagram	
1)	 \rightarrow  \rightarrow 36
2)	 \rightarrow  \rightarrow 30
3)	 \rightarrow  \rightarrow 4
4)	 \rightarrow  \rightarrow  \rightarrow 27
5)	 \rightarrow  \rightarrow  \rightarrow 15
6)	 \rightarrow  \rightarrow  \rightarrow  \rightarrow 12

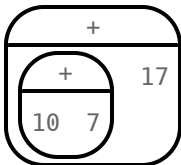
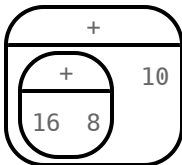
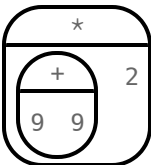
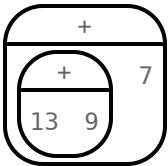
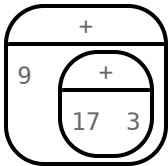
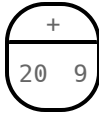
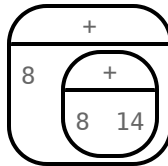
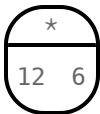


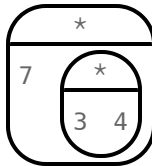
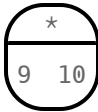
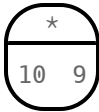
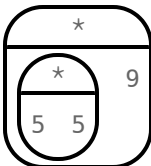
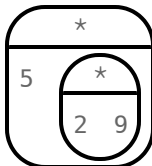
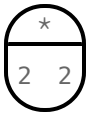
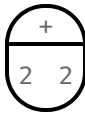
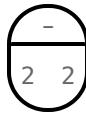
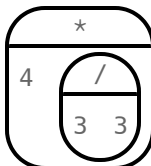
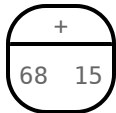
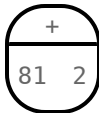
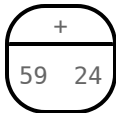
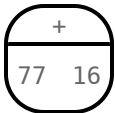
True or False? Computation

Is the equation represented by the two Circles true or false? Explain your response.

	Circles	True or false? Explain.
1)		
2)		
3)		
4)		
5)		
6)		

Which One Doesn't Belong? Computation

Cross out the Circle that does NOT belong with the others, and then explain your choice.

	Which one doesn't belong?	Explain
1)	   	
2)	   	
3)	   	
4)	   	
5)	   	
6)	   	

Are They Identical?

Are the images produced by the two lines of code identical - or will they look different? With your partner, make a prediction, referring to your contracts as needed. Test the code in [code.pyret.org\(CPO\)](https://code.pyret.org(CPO)). Explain your response. We've partially completed the first one for you.

	Code	Prediction	Result	Explain
1)	<pre>square(100, "solid", "red") square(50 * 50, "solid", "red")</pre>		No	The shapes are not equivalent because $50 * 50$ is not equal to 100.
2)	<pre>square(40, "solid", "deeppink") rectangle(40, 40, "solid", "deeppink")</pre>			
3)	<pre>radial-star(6, 20, 50, "solid", "red") radial-star(20, 6, 50, "solid", "red")</pre>			
4)	<pre>radial-star(6, 20, 50, "solid", "red") radial-star(3 + 3, 4 * 5, 50, "solid", "red")</pre>			
5)	<pre>circle(60, "outline", "tomato") ellipse(60, 60, "outline", "tomato")</pre>			
6)	<pre>star(75, "outline", "pink") star(75, "pink", "outline")</pre>			
7)	<pre>circle(60, "solid", "lime") ellipse(120, 120, "solid", "lime")</pre>			

Writing Equivalent Code

After testing the provided line of code in [code.pyret.org \(CPO\)](https://code.pyret.org/CPO/), write a *different*, equivalent line of code (one that produces an identical image). Refer to your contracts as needed. You may find it useful to draw Circles of Evaluation as you develop your code.

	Provided Code	Your Code
1)	<code>ellipse(80, 80, "solid", "violet")</code>	<code>circle(____, _____, _____)</code>
2)	<code>square(95, "outline", "olive")</code>	<code>rectangle(____, _____, _____, _____)</code>
3)	<code>rotate(270, rectangle(20, 50, "solid", "blue"))</code>	<code>rectangle(____, _____, _____, _____)</code>
4)	<code>rotate(135, isosceles-triangle(100, 90, "solid", "black"))</code>	<code>right-triangle(____, _____, _____, _____)</code>
5)	<code>square(60, "solid", "red")</code>	<code>scale(____, _____, _____)</code>
★	<code>flip-horizontal(flip-vertical(text("Azara", 150, "yellow")))</code>	<code>rotate(____, _____, _____)</code>

Computation (Whole Numbers) (2)

The Circles of Evaluation below represent a step-by-step computation, which results in an answer. Some of the steps are missing numbers and operators! Fill in those numbers and operators so that each sequence of circles will end with the answer shown on the right.

Circle Solving Diagram					
1)	<div><div>-</div><div><div>*</div><div>54</div></div><div><div>+</div><div>37</div></div></div>	→	<div><div>-</div><div></div></div>	→	10
2)	<div><div>-</div><div><div>*</div><div>72</div></div><div><div>+</div><div>56</div></div></div>	→	<div><div>-</div><div></div></div>	→	3
3)	<div><div>+</div><div><div>/</div><div>305</div></div></div>	→	<div><div>+</div><div>25</div></div>	→	31
4)	<div><div>+</div><div><div>/</div><div>124</div></div></div>	→	<div><div>+</div><div>1</div></div>	→	4
5)	<div><div><div>+</div><div>8</div></div><div><div>+</div><div>36</div></div></div>	→	<div><div>/</div><div>18</div></div>	→	2
6)	<div><div><div>+</div><div>12</div></div><div><div>+</div><div>56</div></div></div>	→	<div><div>-</div><div>21</div></div>	→	10

(optional)

Computation (Whole Numbers) (3)

The Circles of Evaluation below represent a step-by-step computation, which results in an answer. Some of the steps are missing numbers and operators! Fill in those numbers and operators so that each sequence of circles will end with the answer shown on the right.

Circle Solving Diagram	
1)	\rightarrow \rightarrow 10
2)	\rightarrow \rightarrow 3
3)	\rightarrow \rightarrow 4
4)	\rightarrow \rightarrow \rightarrow 28
5)	\rightarrow \rightarrow \rightarrow 31
6)	\rightarrow \rightarrow \rightarrow 90

(optional)

Laws of Arithmetic

Laws of arithmetic can be applied to expressions with numbers and/or variables. By applying laws of arithmetic, we can determine if algebraic expressions are equivalent without assigning values to the variables.

The Commutative Property. For expressions involving only addition or only multiplication, changing the order of the numbers will not change the result. 4×3 is equivalent to 3×4 on account of the Commutative Property of Multiplication. The Commutative Property does not hold for subtraction or division.

The Associative Property. When adding three numbers or multiplying three numbers, it does not matter whether you start with the first pair or the last. The same is true when either adding or multiplying four numbers, five numbers, etc.

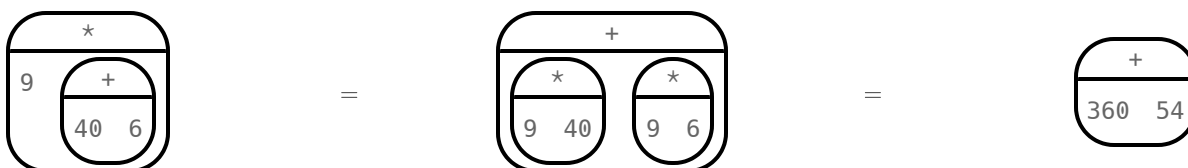
The Associative Property often results in simpler mental computations. For instance, $(14 + 6) + 7 + 2$ is simpler to evaluate than $14 + (6 + (7 + 2))$, although they both produce the same result of 29.

The Additive Inverse Property. Adding a number and its opposite always produces zero. For instance, $8 + -8 = 0$.

The Multiplicative Inverse Property. Multiplying a number and its reciprocal always produces 1. For instance, $8 \times \frac{1}{8} = 1$.

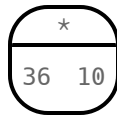
The Identity Property. Multiplying or dividing an expression by 1 does not change its value; similarly, adding or subtracting 0 results in the original value. Due to the Identity Property, $5 + 9$ produces the same result as $(5 + 9) \times 1$ and $(5 + 9) + 0$.

The Distributive Property. Multiplying the sum of two addends by a number produces the same result as multiplying *each* addend by that number before finding the sum. In other words: $a \times (b + c) = ab + ac$. For instance:

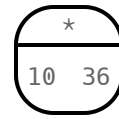


Applying the Distributive Property often results in simpler computations that can be completed using mental math.

Discover the Commutative Property (1)



$$36 \times 10 = ?$$

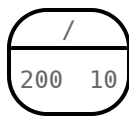


$$10 \times 36 = ?$$

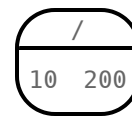
1) What do you notice about the Circles of Evaluation above? _____

These Circles of Evaluation demonstrate the Commutative Property of Multiplication! **The Commutative Property is true for any expression where all *orders* of the numbers produce the same result.** Draw another example of the Commutative Property of Multiplication with any two numbers, below. Evaluate each Circle to confirm that they are equivalent.

2) Examine and evaluate the Circles of Evaluation below to decide if the Commutative Property holds for problems involving **division**.



$$200 \div 10 = ?$$



$$10 \div 200 = ?$$

Explain your response. _____

Draw another example like the one above to confirm what you observed about the Commutative Property and division.

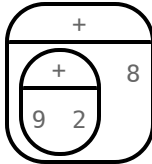
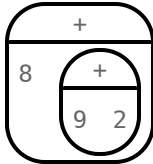
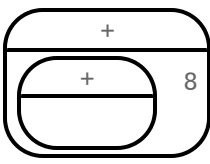
Discover the Commutative Property (2)

1) Now look at two more Circles of Evaluation to decide if the Commutative Property holds for problems involving **addition**.

	
$20 + 5 = ?$	$5 + 20 = ?$

What do you notice? _____

2) Now look at two more Circles of Evaluation to see how the Commutative Property holds for problems involving **addition of three values**. Can you fill in a third Circle so that the *order* changes, but not the *groupings*?

		
$(9 + 2) + 8 = ?$	$8 + (2 + 9) = ?$	

What do you notice? _____

These Circles of Evaluation *all* represent the Commutative Property of Addition! Notice how, when we used three values, there were multiple ways of reconfiguring the numbers. (Do you think that is true, also, for the Commutative Property of Multiplication?)

3) Evaluate the Circles below to decide if the Commutative Property holds for problems involving **subtraction**.

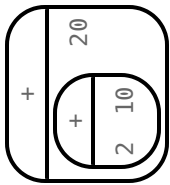
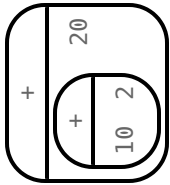
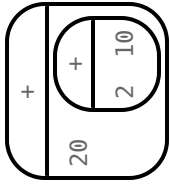
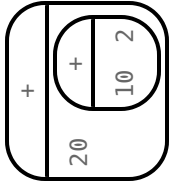
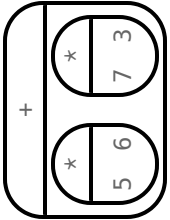
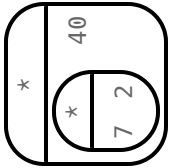
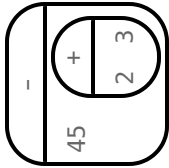
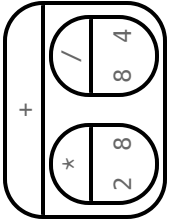
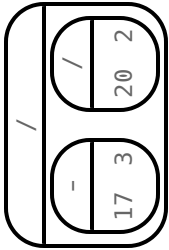
	
$50 - 4 = ?$	$4 - 50 = ?$

Explain your response. _____

4) On a separate page, draw two additional examples - one pair of Circles that confirms what you observed about the Commutative Property and *addition*, and another pair of Circles that confirms what you observed about the Commutative Property and *subtraction*. Evaluate each Circle to verify your response.

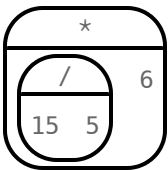
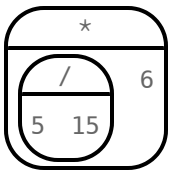
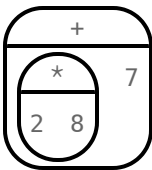
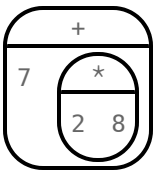
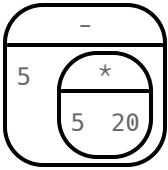
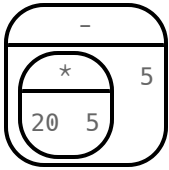
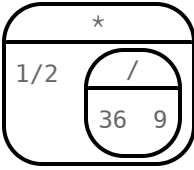
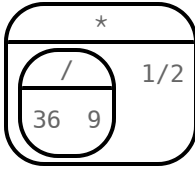
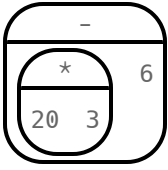
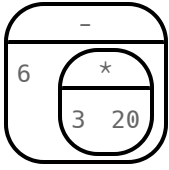
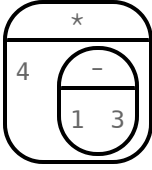
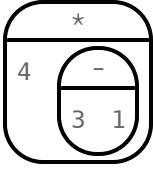
Commutative Property Table

For each Circle of Evaluation, apply the Commutative Property as many times as you can in order to produce equivalent expressions. You may fill as many or as few of the boxes in a row as is appropriate.

	Circle of Evaluation	Equivalent Circle 1	Equivalent Circle 2	Equivalent Circle 3
1)				
2)				
3)				
4)				
5)				
6)				

Which Circle of Evaluation is Correct?

For each of the expressions in words, look at the Circles of Evaluation that Claire and Walker drew. Then, decide who is correct: Claire, Walker, or both? Justify your response.

	Expression in words:	Claire's Circle:	Walker's Circle:	Who is correct? Justify.
1)	Find the quotient of 15 and 5. Multiply it by 6.			
2)	Double 8. Now add 7.			
3)	5 less than the product of 5 and 20.			
4)	One half of the quotient of 36 and 9.			
5)	Subtract 6 from 20 tripled.			
6)	The product of 4 and the difference of 3 and 1.			

Commutativity and Code (Images)

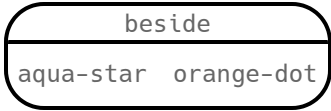

Open the [Commutativity and Associativity Starter File](#), which you will use to investigate three functions:

```
# beside :: Image, Image -> Image  
# above :: Image, Image -> Image
```

```
# overlay :: Image, Image -> Image
```

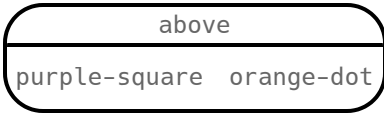
For each function, draw a second Circle of Evaluation that changes the order of the arguments. Translate the Circles of Evaluation to code, then sketch the image that you think your Circle will return. Finally, test your code in Pyret.

Is `beside` Commutative?

Circle of Evaluation		
Code	<code>beside(aqua-star, orange-dot)</code>	
Sketch		

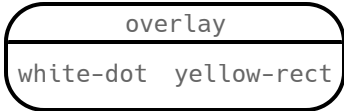
1) Did both expressions produce *identical* images? _____ Is the `beside` function commutative? _____

Is `above` Commutative?

Circle of Evaluation		
Code	<code>above(purple-square, orange-dot)</code>	
Sketch		

2) Did both expressions produce *identical* images? _____ Is the `above` function commutative? _____

Is `overlay` Commutative?

Circle of Evaluation		
Code	<code>overlay(white-dot, yellow-rect)</code>	
Sketch		

3) Did both expressions produce *identical* images? _____ Is the `overlay` function commutative? _____

Commutativity and Code (String, Number, Color Blending)

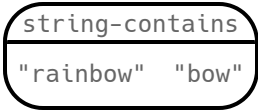
Open the [Commutativity and Associativity Starter File](#), which you will use to investigate four functions:

```
# string-contains :: String, String -> Boolean
# min :: Number, Number -> Number
```

```
# max :: Number, Number -> Number
# blend-images :: Image, Image -> Image
```

For each function, draw a second Circle of Evaluation that changes the order of the arguments. Translate the Circles of Evaluation to code, then sketch the image that you think your Circle will return. Finally, test your code in Pyret.

Is `string-contains` Commutative?

Circle of Evaluation		
Code	<code>string-contains("rainbow", "bow")</code>	
Result	<code>true</code>	

1) Did both expressions produce *identical* images? _____ Is the `string-contains` function commutative? _____

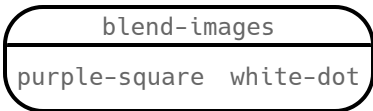
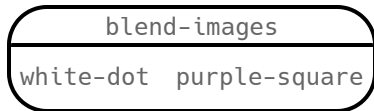

Is `min` Commutative?

Circle of Evaluation		
Code	<code>min(200, 23)</code>	
Result	<code>23</code>	<code>23</code>

2) Did both expressions produce the same result? _____ Is the `min` function commutative? _____

3) Make a prediction. Do you think `max` is commutative? _____ Test your prediction. Were you right? _____

Is `blend-images` Commutative?

Circle of Evaluation		
Code	<code>blend-images(purple-square, white-dot)</code>	
Sketch		

4) Did both expressions produce *identical* images? _____ Is `blend-images` commutative? _____

Which Circle of Evaluation is Correct? Challenge

Claire and Walker each draw a Circle of Evaluation for the following expression: *Add 10 and 2. Multiply the sum by 3. Next, add 1 to the product, then double the result.* Examine their work and then write your analysis, below.

Claire:	Walker:
$((10 + 2) \times 3) + 1) \times 2$	$(1 + (3 \times (10 + 2))) \times 2$

1) Is Claire correct? Is Walker correct? Explain. How are their Circles of Evaluation alike? Different? _____

2) In the space below, draw a *different* correct translation of the expression printed at the top of the page. (Try to draw a Circle of Evaluation that no one else in your class will draw!)

Discover the Associative Property (1)

1) Evaluate the Circles of Evaluation below to help you decide if the Associative Property holds for problems involving **addition**.

	
$(10 + 8) + 3 = ?$	$10 + (8 + 3) = ?$

What do you notice? _____

These Circles of Evaluation represent the Associative Property of Addition, which tells us that **when you add three numbers, it does not matter whether you start by adding the first pair of numbers or the last pair of numbers**. Draw another example of the Associative Property of Addition with any **three** numbers, below. Evaluate each expression to confirm that they are equivalent.

2) Evaluate the Circles of Evaluation below to help you decide if the Associative Property holds for problems involving **subtraction**.

	
$(9 - 5) - 4 = ?$	$9 - (5 - 4) = ?$

Explain your response. _____

Draw another example like the one above to confirm what you observed about the Associative Property and subtraction. Evaluate each Circle to confirm your response.

Discover the Associative Property (2)

1) Evaluate the three Circles of Evaluation below to help you decide if the Associative Property holds for problems involving **multiplication**:

	
$(2 \times 5) \times 10 = ?$	$2 \times (5 \times 10) = ?$

What do you notice? _____

These Circles of Evaluation illustrate the Associative Property of Multiplication, which tells us that **when you multiply three numbers, it does not matter whether you start by multiplying the first pair of numbers or the last pair of numbers**. Draw another example of the Associative Property of Multiplication with any three numbers, below. Make sure that each expression includes a *different* pair of numbers grouped together. Evaluate your expressions to confirm that they are equivalent.

2) Evaluate the Circles of Evaluation below to help you decide whether or not the Associative Property holds for problems involving **division**.

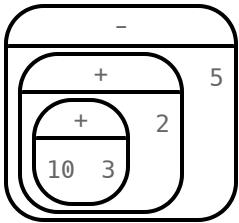
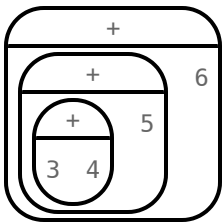
	
$(20 \div 10) \div 2 = ?$	$20 \div (10 \div 2) = ?$

Explain your response. _____

Draw another example like the one above to confirm what you observed about the Associative Property and division.

Associative Property Table

For each Circle of Evaluation, apply the Associative Property to create two equivalent Circles. Make sure you use different *groupings* in each Circle. Note: There are multiple possible responses here!

	Original Circle of Evaluation	Equivalent Circle of Evaluation 1	Equivalent Circle of Evaluation 2
1)			
2)			
3)			
4)			
5)			
6)			

True or False? Associative Property

Is the equation represented by the two Circles of Evaluation true or false? Explain your response.

	Circles of Evaluation	True or False? Explain
1)		
2)		
3)		
4)		
5)		
6)		

So Many Groupings!

1) *Example.* How many different ways can you group the following expression: $8 + 2 + 9 + 1$? Below are three possibilities. For each example, order stays the same, but groupings change. Can you think of any more?

--	--	--	--

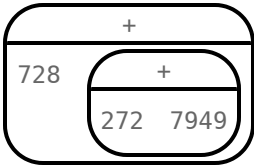
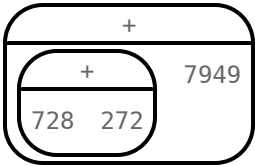
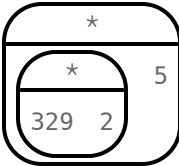
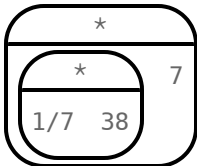
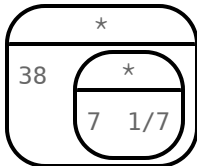
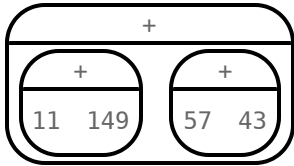
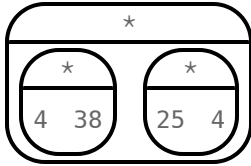
2) Your turn! Draw as many equivalent Circles of Evaluation as you can in the boxes below for the expression $98 + 3 + 7 + 26 + 4$. Then, answer the questions at the bottom of the page. For each equivalent expression, **change the groupings but not the order**. To get you going, we've completed one sample Circle of Evaluation and started a second one.

3) Which Circle (above) seems like it would be the *most difficult* to solve in your head? **Put a star by that one.** (You may award more than one star if it feels right.) Then, in the space below, explain what makes that Circle challenging to evaluate. _____

4) Which Circle of Evaluation seems like it would be the *easiest* to solve in your head? **Put a check mark by that one.** (You may award more than one star if it feels right.) Then, in the space below, explain what makes that one easier to evaluate. _____

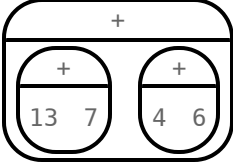
Which Grouping Makes the Computation Easier?

Put a check mark by the Circle of Evaluation which applies the Associative Property to make computation simpler. Then, evaluate the expression.

	Arithmetic Expression	Option 1	Option 2	Evaluate
1)	$17 + 46 + 4$			
2)	$728 + 272 + 7949$			
3)	$329 \times 2 \times 5$			
4)	$\frac{1}{7} \times 38 \times 7$			
5)	$57 + 149 + 43 + 11$			
6)	$4 \times 3 \times 25 \times 7$			

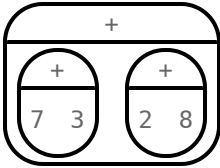
Associativity Makes Computation Easier (1)

Apply the Associative Property to draw the Circle of Evaluation that will make the computation the simplest. Evaluate the expression. The first one is done for you.

$13 + 7 + 4 + 6$  $20 + 10$ 30	$23 + 17 + 31 + 14$
$13 \times 125 \times 8$	$60 + (74 \times 5 \times 2)$
$(15 \times 25 \times 4) + 13 \times 20 \times 5$	$2 + (33 \times 5 \times 2)$
$468 \times 0.5 \times 20$	$^7/9 + ^2/9 + 223 + 7$

Restructuring Addition Expressions

For each addition expression, re-order and re-group so that solving is easier. Represent your simpler expression as a Circle of Evaluation, then evaluate. We’ve done the first one for you.

	Original Expression	Equivalent Circle of Evaluation	Solution
1)	$7 + 8 + 2 + 3$		20
2)	$21 + 75 + 79$		
3)	$25 + 49 + 11 + 75$		
4)	$24 + 65 + 6$		
5)	$125 + 38 + 75 + 2$		
6)	$450 + 770 + 550 + 230$		

Restructuring Multiplication Expressions

For each multiplication expression, re-order and re-group so that solving is easier. Represent your simpler expression in a Circle of Evaluation, then evaluate.

	Original Expression	Equivalent Circle of Evaluation	Solution
1)	$25 \times 27 \times 4$		
2)	$5 \times 133 \times 2$		
3)	$200 \times 38 \times 5$		
4)	$2 \times 87 \times 50 \times 10$		
5)	$5 \times 9 \times 4 \times 7 \times 5$		
6)	$25 \times 5 \times 20 \times 3$		

Associativity and Code

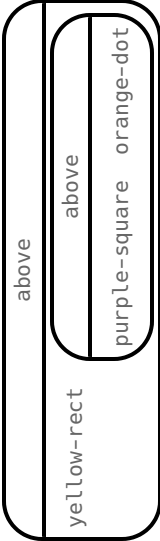
Open the [Commutativity](#) and [Associativity Starter File](#). Complete the exploration to determine if `beside`, `above`, and `overLay` are associative.

1) Is **beside** associative? Make a prediction, then translate the two Circles of Evaluation into code. Test your code in Pyret.

Circle of Evaluation		
Code		

2) Did both expressions produce identical images? _____ Is the `beside` function associative or not? _____

3) Is **above** associative? Make a prediction, then draw a second Circle of Evaluation that changes the *grouping* without changing the *order*. Translate into code and test in Pyret.

Circle of Evaluation		
Code		

4) Did both expressions produce identical images? _____ Is the `above` function associative or not? _____

5) Is **overLay** associative? Draw two Circles of Evaluation that will help you decide if `overLay` is commutative. Translate into code and test in Pyret.

Circle of Evaluation		
Code		

6) Did both expressions produce identical images? _____ Is the `overLay` function associative or not? _____

Categorizing Functions

Discuss each function with a partner before categorizing as: Associative, Commutative, Both or Neither.

	Function	Associative	Commutative	Both	Neither
1)	overlay				
2)	beside				
3)	above				
4)	blend-images				
5)	string-contains				
6)	min				
7)	rectangle				
8)	triangle				
9)	+				
10)	-				
11)	*				
12)	/				

13) Which functions were *only* commutative? _____

14) Which functions were *only* associative? _____

15) Which functions were *both* commutative and associative? _____

16) Which functions were *neither* commutative nor associative? _____

17) Consider the operators listed in rows 9-12 of the table. Do these operators have different categorizations (Associative, Commutative, Both, Neither) in Pyret versus in math? _____

18) What else did you Notice while completing the above table? What did you Wonder? _____

Associativity Makes Computation Easier (2)

Apply the Associative Property to draw the Circle of Evaluation that will make the computation the simplest. Evaluate the expression. The first one is done for you.

<div> $12.76 + \frac{20}{5} + 7.24 + 6$ <div>30</div> </div>	<div> $22.5 + 31.2 + 17.5 + 14.8$ </div>
<div> $1.25 \times 27.34 \times 80$ </div>	<div> $800 + (9 \times 74.6 \times \frac{1}{9})$ </div>
<div> $(13 \times 18 \times \frac{1}{13}) \div (6 \times .25 \times 4)$ </div>	<div> $\frac{8.4 \times 200 \times \frac{1}{20}}{2 \times 3 \times 7}$ </div>
<div> $33 \times \frac{1}{2} \times 200 \times 3$ </div>	<div> $\frac{7}{9} + \frac{5}{6} + \frac{2}{9} + \frac{1}{6} + 23.8$ </div>

The Additive Inverse Property

Fill in the missing numbers to complete each equation. The last row includes some challenge problems!

$12 + \underline{\hspace{2cm}} = 0$	$254 + \underline{\hspace{2cm}} = 0$	$\underline{\hspace{2cm}} + 33 = 0$
$-72 + \underline{\hspace{2cm}} = 0$	$\underline{\hspace{2cm}} + -240 = 0$	$2.5 + \underline{\hspace{2cm}} = 0$
$\frac{2}{3} + \underline{\hspace{2cm}} = 0$	$-27 + \underline{\hspace{2cm}} = 0$	$\underline{\hspace{2cm}} + 32.35 = 0$
$24 + 6 + \underline{\hspace{2cm}} = 0$	$-f + \underline{\hspace{2cm}} = 0$	$\underline{\hspace{2cm}} + -g + -h = 0$

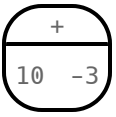
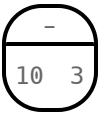
Fill in the missing number in each Circle of Evaluation to complete the equations. For the last two, create your own equations.

$\begin{array}{ c } \hline + \\ \hline 7 \\ \hline \end{array} = 0$	$\begin{array}{ c } \hline + \\ \hline -9 \\ \hline \end{array} = 0$
$\begin{array}{ c } \hline + \\ \hline -53 \\ \hline \end{array} = 0$	$\begin{array}{ c } \hline + \\ \hline 4/5 \\ \hline \end{array} = 0$
$\begin{array}{ c } \hline + \\ \hline \\ \hline \end{array} = 0$	$\begin{array}{ c } \hline + \\ \hline \\ \hline \end{array} = 0$

Discover Inverse Operations: Addition & Subtraction

From Adding to Subtracting

1) Under each Circle of Evaluation, write the equivalent arithmetic expression.

	=	
+	=	

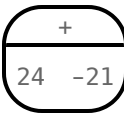
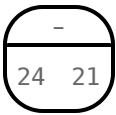
2) What will the first Circle evaluate to? _____

The second Circle? _____

3) What do you Notice? What do you Wonder? _____

Did you know that adding - 3 is the same as subtracting 3?

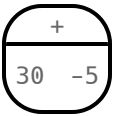
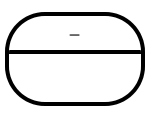
4) Under each Circle of Evaluation, write the equivalent arithmetic expression.

	=	
+	=	

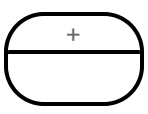
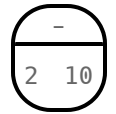
5) What will the first Circle evaluate to? _____

The second Circle? _____

6) In the table below, fill in the blanks to demonstrate how *adding a negative* produces the same result as *subtracting a positive*. Then write the equivalent arithmetic expression for each of your Circles.

	=	
+	=	-

7) This time, we've completed the *subtraction* Circle of Evaluation. You fill in the equivalent addition Circle of Evaluation.

	=	
+	=	-

Practice

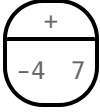
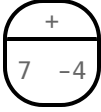
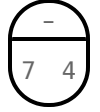
Rewrite addition as subtraction, and subtraction as addition.

$30 - 12 =$ _____ $30 + - 12$ _____	$24 + - 4 =$ _____	$100 - 101 =$ _____
_____ $= 6 - 18$	_____ $= 0 + - 12$	_____ $= 6 - 36$

Discover Inverse Operations: Addition & Subtraction (2)

What if the expression *starts* with a negative value?

1) In the example below, we've applied the Commutative Property and then the Additive Inverse Property to rewrite an addition expression as subtraction.

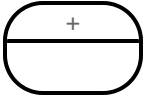
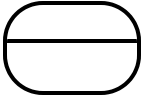
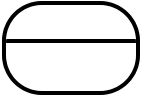
Start here:		Apply the Commutative Property:		Apply the Additive Inverse Property:
	→		→	
$-4 + 7$		$7 + -4$		$7 - 4$

2) What will the first Circle evaluate to? 3 The second Circle? 3 The third Circle? 3

3) What do you Notice about these three Circles? What do you Wonder? _____

4) Look at the worksheet you just completed. Why is there an additional step in rewriting the addition expressions above? _____

5) In the table below, draw another example like the one above to show how we can rewrite more complex addition expressions as subtraction.

Start here:		Apply the Commutative Property:		Apply the Additive Inverse Property:
	→		→	
$+$				

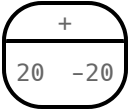
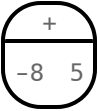
Try it out

Rewrite addition as subtraction, and subtraction as addition.

$-50 + 5 =$ _____	$-8 + 4 =$ _____	$100 - 101 =$ _____
_____ $= 6 - 18$	_____ $= 0 + -12$	_____ $= 6 - 36$

Which One Doesn't Belong?

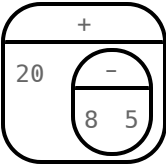
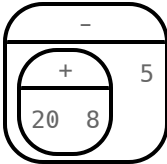
Identify the Circle of Evaluation that does not belong with the others.

	Circles of Evaluation			
1)				
2)				
3)				
4)				
5)				
6)				

Subtract First... or Solve Left-to-Right?

For each expression, draw two unique Circles of Evaluation.

- In the column on the left, draw a Circle to illustrate evaluating subtraction first, followed by addition. In other words, evaluate from right-to-left.
- In the column on the right, draw a Circle to illustrate evaluating from left to right.
- Evaluate each Circle and make a note of whether or not they produce the same result. We've done the first one for you.

	Expression	Subtract First	Solve Left-to-Right
1)	$20 + 8 - 5$		
2)	$4 + 3 - 2$		
3)	$12 + 9 - 8$		
4)	$64 + 92 - 91$		
5)	Come up with an example of your own! See if you can come up with an unusual expression.		

6) What did you Notice? What do you Wonder? _____

7) Can you change the groupings or the order in which you evaluate an expression like this one: $100 - 20 - 5$? Do you get the same answer when you solve left-to-right and right-to-left? Which way is correct? _____

Introduction to Examples (Additive Inverse)

Use the [Additive Inverse Starter File](#) to complete this page. Do not click "Run" yet.

1) In the table below, record your Noticings and Wonderings about what you see in the Definitions Window (left side) of the [Additive Inverse Starter File](#).

Notice	Wonder

2) Click "Run." At the top of the Interactions Area on the right side, a message appears that says, "7 TESTS PASSED, 4 TESTS FAILED." Summarize the remaining information that appears when we click "Show Details" by filling in the blanks, below.

- In the first examples block (lines 6-10), all 5 tests _____.
- In the second examples block (lines 18-22), _____ out of 5 tests passed.
- In the third examples block (line _____), the test _____.

3) First, let's explore **examples-block-1**. Click "Show Details" on the right side of the green **examples-block-1** rectangle. In your own words, describe *why* each of the tests in **examples-block-1** passed. _____

4) Let's look at **examples-block-2** next. Select "Show Details" in the upper right of **examples-block-2**.

5) Below, place a checkmark next to each of the examples that *passed* from **examples-block-2**.

examples:

☐ **30 - 5 is 30 + 5**
☐ **11 + -9 is 11 - 9**
☐ **5 - 30 is 5 - -30**
☐ **24 + -4 is 24 - -4**
☐ **60 - 55 is 60 + -55**

end

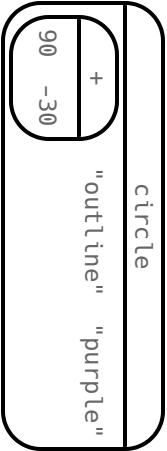
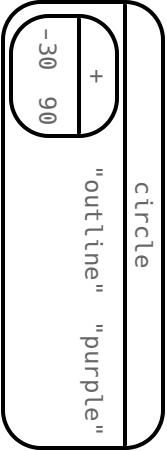
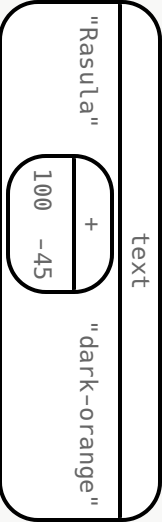
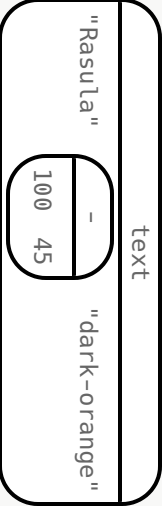
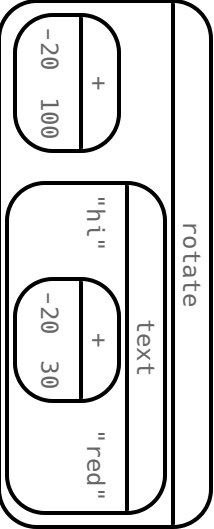
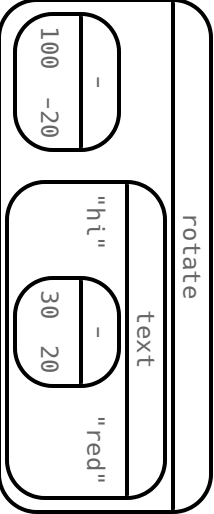
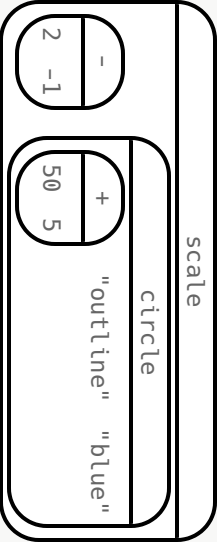
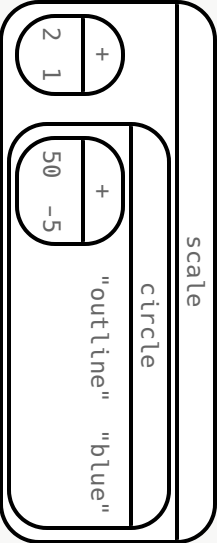
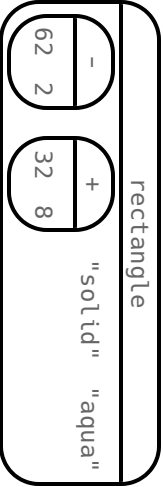
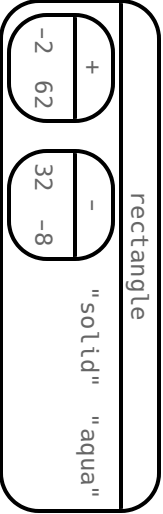
6) Edit each of the **failing** examples on the left so that *all examples pass* when you click "Run". Be sure to change **only** the part of the example after the **is**! Describe one of the changes you had to make. _____

7) Let's explore **examples-block-3**. Below line 26 (**3: My Own Example Block**), create a block of 5 passing examples of your own. Be sure to enter **examples:** at the beginning, and then close by typing in **end**. Hit "Run" to see if your examples pass. If not, revise them until

they do. If you encountered an error message along the way, describe it here: _____

Are They Identical? (Additive Inverse)

Are the images produced by the two lines of code identical - or will they look different? With your partner, make a prediction, referring to your contracts as needed. Test the code in [code.pyret.org\(CPO\)](https://code.pyret.org(CPO)).

Circles of Evaluation		Predict	Result
1)			
			
2)			
			
3)			
			
4)			
			
5)			
			

Writing Equivalent Code

Write a *different*, equivalent line of code (one that produces an identical image) that applies the additive inverse. For instance, rather than adding a positive value, you might subtract its opposite. When you're done, test both lines of code to see if the images are identical. We've done the first one for you.

	Provided Code	Your Code
1)	<code>text("hello", 50 + -15, "green")</code>	<code>text("hello", 50 - 15, "green")</code>
2)	<code>circle(26 - 6, "solid", "red")</code>	<code>circle(_____, "solid", "red")</code>
3)	<code>square(24 + 36, "outline", "olive")</code>	<code>square(_____, "outline", "olive")</code>
4)	<code>rotate(270, rectangle(18 + 2, 50 - 30, "solid", "blue"))</code>	<code>rotate(270, rectangle(_____, _____, "solid", "blue"))</code>
5)	<code>rotate(200 + -50, isosceles-triangle(100, 20 - -5, "solid", "black"))</code>	<code>rotate(_____, isosceles-triangle(100, _____, "solid", "black"))</code>
6)	<code>ellipse(55 + 5, 100 - 80, "outline", "red")</code>	<code>ellipse(_____, _____, "outline", "red")</code>

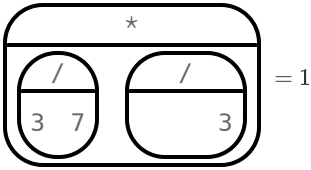
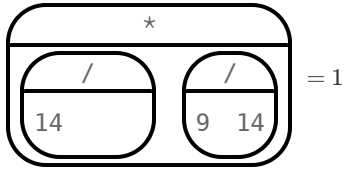
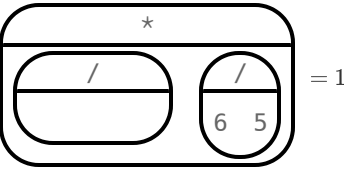
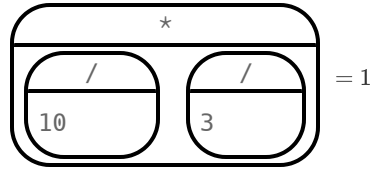
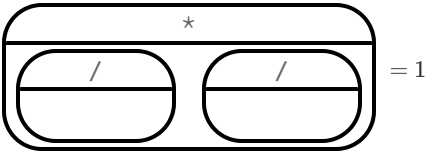
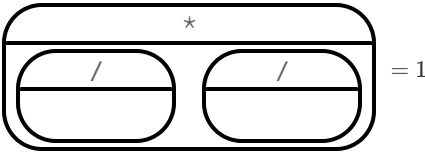
(optional)

The Multiplicative Inverse Property

Fill in the missing numbers to complete each equation. The last row includes some challenge problems!

$1 = \frac{3}{5} \times \frac{5}{3}$	$\frac{8}{9} \times \frac{9}{8} = 1$	$1 = \frac{3}{10} \times \frac{10}{3}$
$\frac{7}{7} \times \frac{7}{4} = 1$	$10 \times \frac{1}{10} = 1$	$1 = \frac{1}{9} \times 9$
$1 = \underline{\hspace{2cm}} \times \frac{20}{19}$	$650 \times \underline{\hspace{2cm}} = 1$	$1 = \underline{\hspace{2cm}} \times \frac{26}{27}$
$2\frac{1}{3} \times \underline{\hspace{2cm}} = 1$	$1 = 4.5 \times \underline{\hspace{2cm}}$	$\underline{\hspace{2cm}} \times \frac{1}{w} = 1$

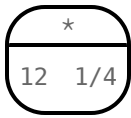
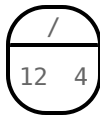
Fill in the missing number in each Circle of Evaluation to complete the equations. For the last two, create your own equations.

Discover Inverse Operations: Multiplication & Division

From Multiplying by Fractions to Dividing by Whole Numbers

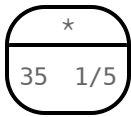
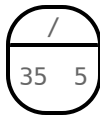
1) Under each Circle of Evaluation, write the equivalent arithmetic expression.

	=	
\times	=	\div

2) What will the first Circle evaluate to? _____

The second Circle? _____

3) Under each Circle of Evaluation, write the equivalent arithmetic expression.

	=	
\times	=	\div

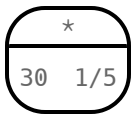
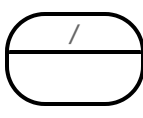
4) What will the first Circle evaluate to? _____

The second Circle? _____

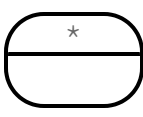
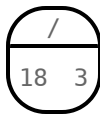
5) What do you Notice? What do you Wonder? _____

Did you know that multiplying by $\frac{1}{4}$ is the same as dividing by 4?

6) In the table below, fill in the blanks to demonstrate how *multiplying by a fraction* produces the same result as *dividing by the fraction's reciprocal*. Then write the equivalent arithmetic expression for each of the Circles.

	=	
\times	=	\div

7) This time, we've completed the division Circle of Evaluation. You fill in the multiplication Circle of Evaluation.

	=	
\times	=	\div

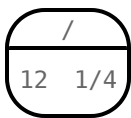

Practice

Rewrite multiplication as division, and division as multiplication.

$20 \times \frac{1}{4} =$ _____	$100 \div 25 =$ _____	$27 \times \frac{1}{9} =$ _____
_____ $= 6 \times \frac{1}{18}$	_____ $= 35 \div 7$	_____ $= 5 \times \frac{1}{6}$

Discover Inverse Operations: Multiplication & Division (2)

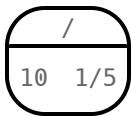
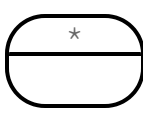
From Dividing by Fractions to Multiplying by Whole Numbers

	=	
$12 \div \frac{1}{4}$	=	12×4

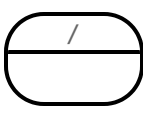
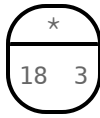
- 1) What will the first Circle evaluate to? 80 The second Circle? 80
- 2) How is this equation similar to the equations on the page you just completed? How is it different? _____

Did you know that dividing by $\frac{1}{4}$ is the same as multiplying by 4?

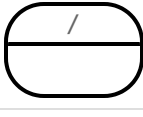
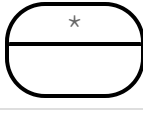
- 3) In the table below, fill in the blanks to demonstrate how *dividing by a fraction* produces the same result as *multiplying by the fraction's reciprocal*. Then write the equivalent arithmetic expression for each of the Circles.

	=	
$10 \div \frac{1}{5}$	=	
\div	=	\times

- 4) This time, we've completed the multiplication Circle of Evaluation. You fill in the division Circle of Evaluation.

	=	
	=	18×3
\div	=	\times

- 5) Provide another example that demonstrates how *dividing by a fraction* produces the same result as *multiplying by the fraction's reciprocal*.

	=	
	=	
\times	=	\div

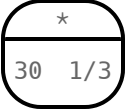
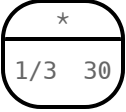
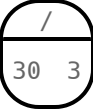
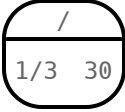
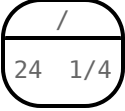

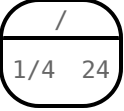
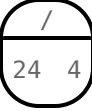
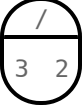
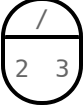
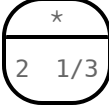
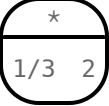
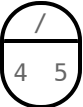
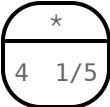
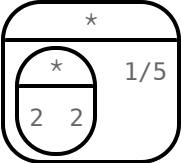
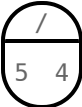

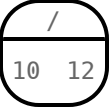
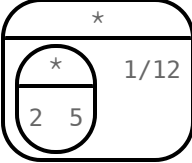
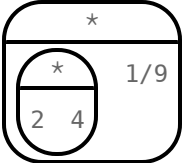
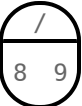
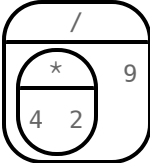
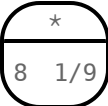
Practice

Rewrite multiplication as division, and division as multiplication.

$20 \times 4 =$ _____	$21 \div \frac{1}{3} =$ _____	$12 \times 4 =$ _____
_____ $= 6 \times 3$	_____ $= 14 \div \frac{1}{7}$	_____ $= 15 \times 2$

Which One Doesn't Belong?

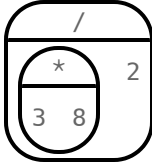
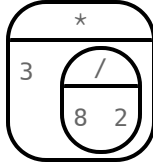
For each row, cross out the Circle(s) of Evaluation that evaluate to do **not** evaluate to the provided quantity. In some cases, you may not cross out any Circles.

	Which Circle(s) evaluate to...	Circles of Evaluation			
1)	10 ?				
2)	6 ?				
3)	$2\frac{1}{3}$?				
4)	$4\frac{1}{5}$?				
5)	$10\frac{1}{12}$?				
6)	$8\frac{1}{9}$?				

Divide First... or Solve Left-to-Right?

For each expression, draw two unique Circles of Evaluation.

- In the column on the left, draw a Circle to illustrate evaluating from left to right.
- In the column on the right, draw a Circle to illustrate evaluating division first, followed by multiplication.
- Evaluate each Circle and make a note of whether or not they produce the same result. We've done the first one for you.

	Expression	Divide First	Solve Left-to-Right
1)	$3 \times 8 \div 2$		
2)	$4 \times 50 \div 2$		
3)	$5 \times 3 \div 3$		
4)	$5 \times 6 \div 3$		
5)	Come up with an example of your own! See if you can come up with an unusual expression.		

6) What did you Notice? What do you Wonder? _____

7) Can you change the groupings or the order in which you evaluate an expression like this one: $100 \div 20 \div 5$? On the back of your paper, sketch out a few possible Circles. Which one is correct? Why do we need to use the left-to-right rule here? _____

Programming with the Multiplicative Inverse

Examples and the Multiplicative Inverse

1) Below, place a checkmark next to each of the examples that you **predict** will pass when you click "Run".

examples:

☐ $30 * 1/3 \text{ is } 10$
☐ $25 / 1/5 \text{ is } 5$
☐ $1/3 * 2 \text{ is } 2$
☐ $2 * 2 * 1/7 \text{ is } 4/7$

end

examples:

☐ $1/9 * 2 * 4 \text{ is } 8/9$
☐ $9 / 10 \text{ is } 10/9$
☐ $2 / 5 \text{ is } 2 / 1/5$
☐ $27/20 * 20/27 \text{ is } 20 / 20$

end

2) Open the [Multiplicative Inverse Starter File](#) and click "Run." Select "Show Details" to the right of `examples-block-1`. Using the information provided, fill in as many of the blanks as needed below to describe the examples that failed.

Test # _____ failed because _____

Test # _____ failed because _____

Test # _____ failed because _____

Test # _____ failed because _____

3) Edit each of the **failing** examples on the left so that *all examples pass* when you click "Run". Be sure to change **only** the part of the example after the **is**! Describe one of the changes you had to make. _____

Revisiting "Is the Order of Operations Universal?"

4) Below, place a checkmark next to each of the examples that you **predict** will pass when you click "Run".

examples:

☐ $(40 * 12) / 2 \text{ is } 40 * (12 / 2)$
☐ $(6 / 12) * 3 \text{ is } 6 / (12 * 3)$
☐ $(5 * 9) / 15 \text{ is } 5 * (9 / 15)$
☐ $(8 / 4) * 25 \text{ is } 8 / (4 * 25)$
☐ $(90 * 1) / 2 \text{ is } 90 * (1 / 2)$

end

5) Open the [Multiplicative Inverse Starter File 2](#) and click "Run". Select "Show Details" to the right of `examples-block-1`. Using the information provided, fill in as many blanks as needed below to describe the examples that failed.

Test # _____ failed because _____

Test # _____ failed because _____

Test # _____ failed because _____

6) Notice that all of the examples appear to follow the same pattern in terms of groupings. Why do you think **some** of the examples passed, but others did not? _____

True or False? Commutative and Associative Properties

Is the equation represented by the two Circles of Evaluation true or false? Explain your response.

	Circles of Evaluation	True or False? Explain
1)		
2)		
3)		
4)		
5)		
6)		

Which One Doesn't Belong?

Cross out the Circle of Evaluation that does NOT belong with the others, and then explain your choice.

	Which one doesn't belong?				Explain
1)					
2)					
3)					
4)					
5)					

True or False? Variables

Is the equation represented by the two Circles of Evaluation true or false? Explain your response.

	Circles of Evaluation	True or False? Explain
1)		
2)		
3)		
4)		
5)		
6)		

Which One Doesn't Belong? Variables

Cross out the Circle of Evaluation that does NOT belong with the others, and then explain your choice.

	Which one doesn't belong?				Explain
1)					
2)					
3)					
4)					
5)					

Variables and Code (Commutative Property)

1) Open [Variables & the Commutative Property Starter File](#). On the table below, record your Noticings and Wonderings about what you see there.

Notice	Wonder

2) Hit "Run." A message appears that says, "Looks shipshape, all 4 tests passed, mate!"

3) Click "Show Details" on the right side of the green `examples-block-1` rectangle. Describe what you see. _____

4) In lines 4-5 of the Definitions Area (left side of the screen), change the variable definitions. This time, use `a = 6` and `b = 10`. What do you predict will happen when you hit "Run"? _____

5) Was your prediction correct? _____ In your own words, explain what happened and why. If you need help, click "Show Details".

6) Give three additional pairs of values for `a` and `b` that will cause *both* example 3 and example 4 to fail. Try them out!

`a = _____ b = _____` `a = _____ b = _____` `a = _____ b = _____`

7) Are there any pairs of values for `a` and `b` that will cause example 1 or example 2 to fail? If so, list them here: _____

8) Are any of the examples true **every time**, no matter what values we use for `a` and `b`? If so, which ones? _____

9) Are any of the examples true **some of the time**, depending on what values we use for `a` and `b`? If so, which ones? _____

10) Maria says, "The Commutative Property applies for every operation. I know because sometimes I can change the order of the numbers being subtracted or divided and the result remains the same." Is she correct? Explain. _____

Variables and Code (Associative Property)

1) Open [Variables & the Associative Property Starter File](#). On the table below, record your Noticings and Wonderings about what you see there. Consider how this starter file is different from [Variables & the Commutative Property Starter File](#). **Don't hit "Run" yet!**

Notice	Wonder

2) Based on what you see in the Definitions Window (left side), predict what will happen when you hit "Run" by circling your choice below.

Looks shipshape, all 4 tests passed, mate!	3 tests passed, 1 test failed	2 tests passed, 2 tests failed	1 test passed, 3 tests failed
--	-------------------------------	--------------------------------	-------------------------------

3) Explain how you made your prediction (above). _____

4) Click "Run". Were you correct? _____ Explain. _____

5) Give four sets of values for a, b and c that will cause *both* example 3 and example 4 to fail. Try them out!

a = _____ b = _____ c = _____ a = _____ b = _____ c = _____
a = _____ b = _____ c = _____ a = _____ b = _____ c = _____

6) Are there any sets of values for a, b, and c that will cause example 1 or example 2 to fail? If so, list them here: _____

7) Are any of the examples true **every time**, no matter what values we use for a, b, and c? If so, which ones? _____

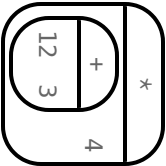
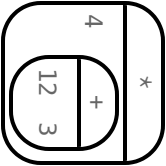
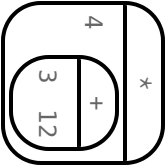
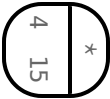
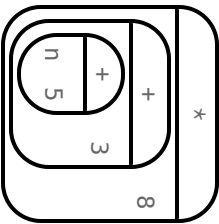
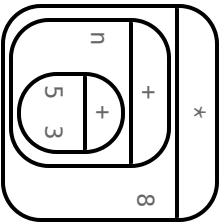
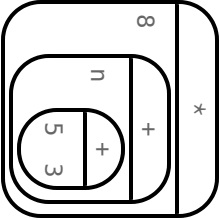
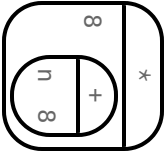
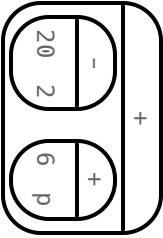
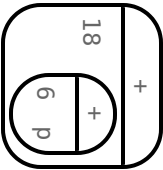
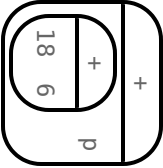
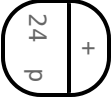
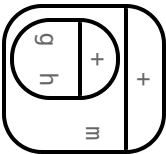
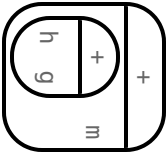
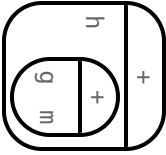
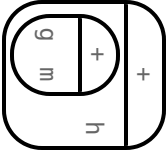
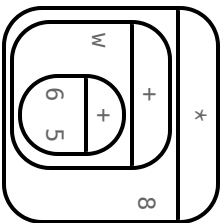
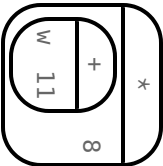
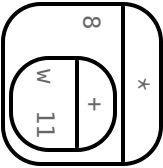
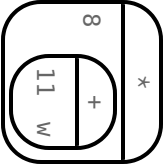
8) Are any of the examples true **some of the time**, depending on what values we use for a, b, and c? If so, which ones? _____

9) Deena wants to edit the starter file's code so that when she hits "Run", all four tests pass. She suggests changing all the values of the variables so that a, b, and c are each equal to zero. Do you agree with her idea? *Before deciding, feel free to test out the idea!* Explain.

★ Can you think of any values for a, b, and c that will result in all four tests passing? _____

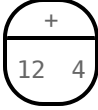
Label the Arrows

Each arrow represents a transformation from an expression to an equivalent expression. Label each arrow with the type of transformation that you observe: Associative Property ("Ap"), Commutative Property ("CP"), or Computation ("Comp").

Circles of Evaluation							
1)		→		→		→	
2)		→		→		→	
3)		→		→		→	
4)		→		→		→	
5)		→		→		→	

Discover the Identity Property

1) Read each verbal expression and translate it into a Circle of Evaluation. The first one has been completed for you.

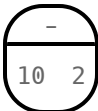
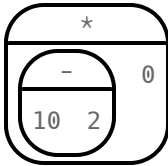
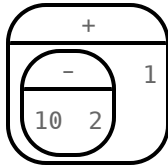
Find the sum of 12 and 4.	Find the sum of 12 and 4. Multiply it by 1.	Find the sum of 12 and 4. Add 0.
		

Are these circles **equivalent**? Why or why not? _____

The second and third Circles of Evaluation illustrate the Identity Property!

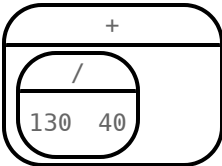
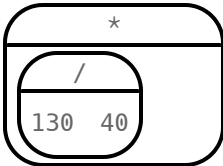
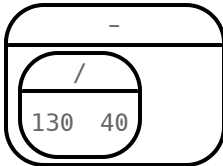
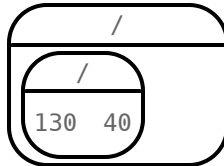
- The Identity Property of Multiplication tells us that a value **does not change** when multiplied by 1.
- The Identity Property of Addition tells us that a value **does not change** when added to 0.

2) Take a look at the *counter-examples* below.

Find the difference of 10 and 2.	Find the difference of 10 and 2. Multiply it by 0.	Find the difference of 10 and 2. Add one.
		

Explain why each Circle of Evaluation above does **not** represent the Identity Property.

3) The Identity Property of Addition involves adding zero, and the Identity Property of Multiplication involves multiplying by 1. Is there an Identity Property of *Subtraction* and *Division*? Complete the Circles of Evaluation below so that the value doesn't change.

			
---	---	--	---

Summarize what you discovered about the Identity Property. _____

Identity Property Table

In each row, complete the Circles of Evaluation to show the Identity Property of Addition, Subtraction, Multiplication, or Division being applied to produce equivalent expressions.

1)	<div> <div>+</div> <div>85</div> </div>	<div> <div>-</div> <div>85</div> </div>	<div> <div>/</div> <div>85</div> </div>
2)	<div> <div>-</div> <div>3/4</div> </div>	<div> <div>*</div> <div>3/4</div> </div>	<div> <div>/</div> <div> <div>3/4</div> <div> <div>-</div> <div>4</div> </div> </div> </div>
3)	<div> <div>+</div> <div> <div>-</div> <div>2</div> </div> <div>33</div> </div>	<div> <div>-</div> <div>33</div> <div> <div></div> <div>2</div> <div>2</div> </div> </div>	<div> <div>/</div> <div> <div>/</div> <div>2</div> <div>2</div> </div> </div>
4)	<div> <div>*</div> <div> <div>10</div> <div>10</div> </div> <div> <div>5</div> <div>9</div> </div> </div>	<div> <div>*</div> <div> <div>/</div> <div>5</div> <div>9</div> </div> </div>	<div> <div>/</div> <div> <div>/</div> <div>5</div> <div>9</div> </div> </div>
5)	<div> <div>*</div> <div> <div>300</div> <div>300</div> </div> </div>	<div> <div>-</div> <div> <div>-</div> <div>30</div> <div> <div>+</div> <div>1</div> </div> </div> </div>	<div> <div>/</div> <div> <div>27</div> <div> <div>-</div> <div>9</div> </div> </div> </div>
6)	<div> <div>/</div> <div>18</div> <div> <div>/</div> <div> <div>+</div> <div>18</div> <div>2</div> </div> </div> </div>	<div> <div>/</div> <div> <div>*</div> <div>6</div> <div>3</div> </div> <div> <div>/</div> <div>5</div> </div> </div>	<div> <div>/</div> <div> <div>+</div> <div>10</div> </div> </div>

Which One Doesn't Belong? Identity Property

Cross out the Circle of Evaluation that does NOT belong with the others, and then explain your choice.

	Which one doesn't belong?				Explain
1)					
2)					
3)					
4)					
5)					

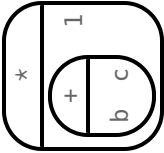
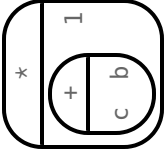
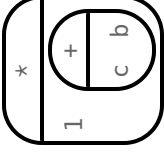
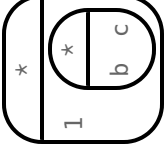
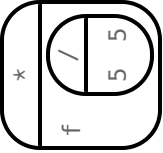
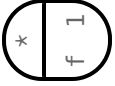
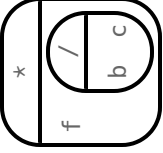
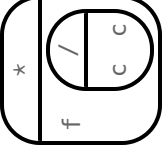
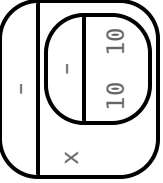
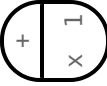
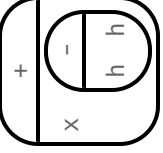
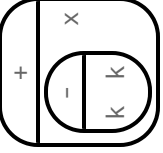
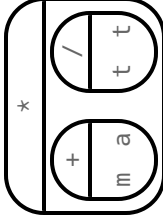
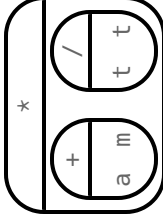
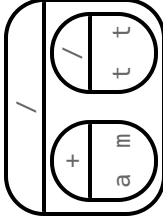
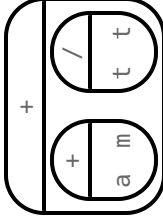
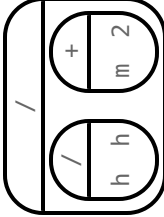
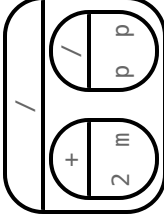
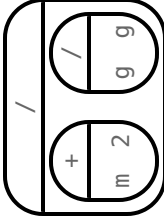
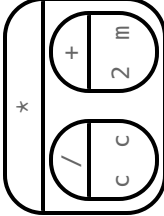
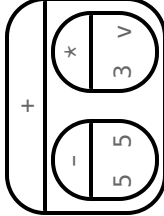
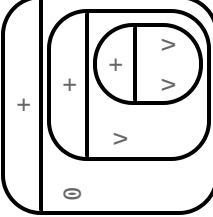
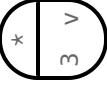
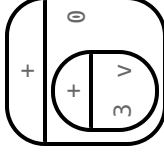
True or False? Identity Property with Variables

Is the equation represented by the two Circles of Evaluation true or false? Explain your response.

	Circles	True or False? Explain
1)		
2)		
3)		
4)		
5)		
6)		

Which One Doesn't Belong? Identity Property with Variables

Cross out the Circle of Evaluation that does NOT belong with the others, and then explain your choice.

	Which one doesn't belong?				Explain.
1)					
2)					
3)					
4)					
5)					
★					

The Identity Property and Images

Use [Identity Property Starter File](#) to respond to the questions below.

Scale

1) With your partner, predict what belongs in each blank below. Then, test your prediction using Pyret to see if you were correct.

Scaling by 1 will produce an image that is _____

Scaling by $\frac{1}{2}$ will produce an image that is _____.

Scaling by $\frac{1}{10}$ will produce an image that is _____.

Scaling by 0 will produce _____

2) Place a checkmark next to lines of code that you predict will produce an image identical to the original. Then, run the code to test your predictions.

_____ `scale(5 / 5, dog)`

_____ `scale(-20 + 20, dog)`

_____ `scale(1/2 * 2, dog)`

_____ `scale(0, dog)`

_____ `scale(-1, dog)`

_____ `scale(45 + -45, dog)`

Rotate

3) In the Interactions Area (right), type `rotate(90, dog)`. What happened? _____

4) Place a checkmark next to the code that you predict will produce an image identical to the original. Run the code to test your predictions.

_____ `rotate(180, dog)`

_____ `rotate(90, dog)`

_____ `rotate(-90, dog)`

_____ `rotate(-180, dog)`

_____ `rotate(360, dog)`

_____ `rotate(-360, dog)`

_____ `rotate(450, dog)`

_____ `rotate(360 * 19, dog)`

5) What did you discover? For what degrees did `rotate` produce an identical image? _____

Flip

6) In the Interactions Area (right), try out `flip-vertical(dog)`, then try `flip-horizontal(dog)`. How is the image returned different from the original? _____

7) Place a checkmark next to lines of code that you predict will produce an image identical to the original. Then, run the code to test your predictions.

_____ `flip-vertical(flip-horizontal(dog))`

_____ `flip-horizontal(flip-vertical(dog))`

_____ `flip-vertical(flip-vertical(dog))`

_____ `flip-horizontal(flip-horizontal(dog))`

★ Write the longest, most complex line of code you can that applies several transformations to `dog`, but produces an identical output.

True or False? Challenge

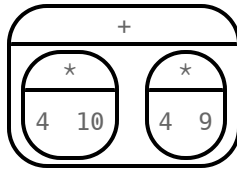
Is the equation represented by the two Circles of Evaluation true or false? Explain your response. Do you notice any other mathematical properties at play? If so, explain.

	Circles	True or False? Explain
1)		
2)		
3)		
4)		
5)		
6)		

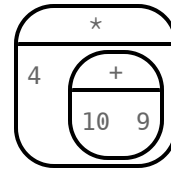
From Sum to Product

Complete the Circles of Evaluation on the right to make them equivalent to the ones on the left. On the lines below each Circle, compute the answer and show your work. For each pair of Circles, put a check by the one you think is easier to answer. We did the first one for you.

1)



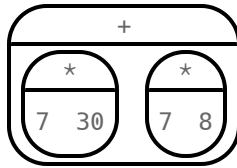
→



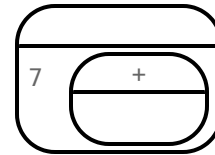
$$40 + 36 = 76$$

$$4 \times 19 = 76$$

2)

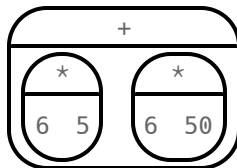


→

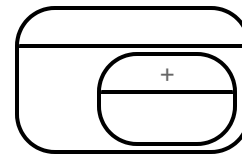


$$210 + 56 = 266$$

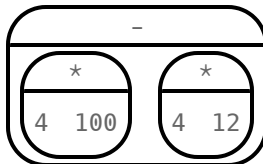
3)



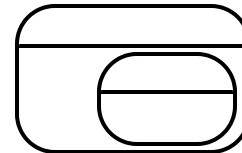
→



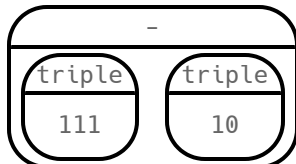
4)



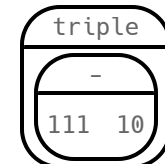
→



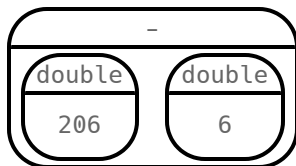
5)



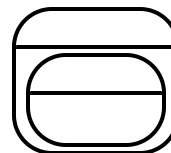
→



6)



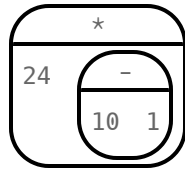
→



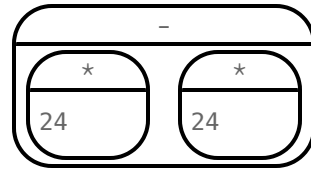
From Product to Sum

Complete the Circles of Evaluation on the right to make them equivalent to the ones on the left. On the lines below each Circle, compute the answer and show your work. The first one has been done for you.

1)



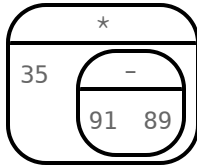
→



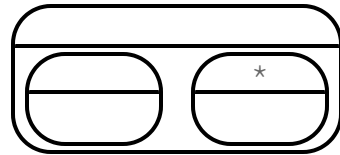
$$24 \times 9 = 216$$

$$240 - 24 = 216$$

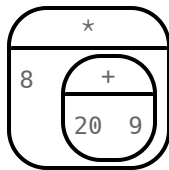
2)



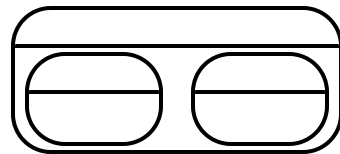
→



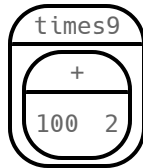
3)



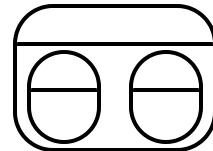
→



4)

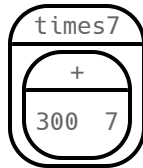


→

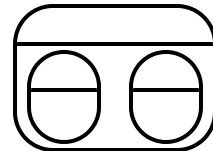


$$9 \times 102 = 918$$

5)



→



★ For each pair of Circles above, put a check next the one you think is easier to answer.

Distribution Challenge

Fill in the blanks for each pair of Circles of Evaluation below to make them equivalent. On the lines below each Circle, compute the answer and show your work.

1)

+	
<div> <div>*</div> <div>1/5 5</div> </div>	<div> <div>*</div> <div>1/5 50</div> </div>

→

	+

2)

←

*	
<div> <div>+</div> <div>1/2 1/4</div> </div>	1/3

3)

-	
<div> <div>*</div> <div>4 100</div> </div>	<div> <div>*</div> <div>4 1.25</div> </div>

→

4)

←

*	
2.25	<div> <div>+</div> <div>8 12</div> </div>

5)

-	
<div> <div>*</div> <div>1/5 200</div> </div>	<div> <div>*</div> <div>0.2 20</div> </div>

→

★ For each pair of Circles above, put a check next the one you think is easier to answer.

True or False? Distributive Property

Is the equation represented by the two Circles of Evaluation true or false? Explain your response.

	Circles of Evaluation	True or False? Explain
1)		
2)		
3)		
4)		
5)		
6)		

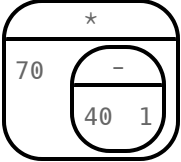
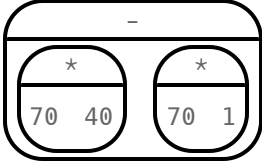
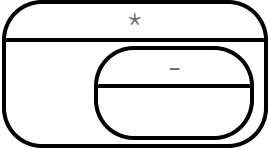
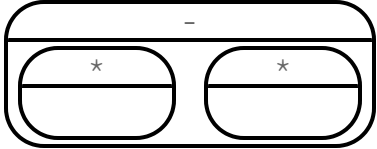
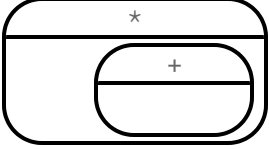
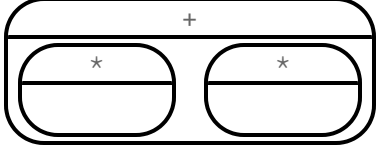
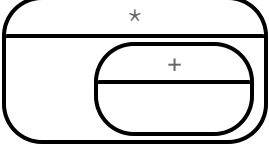
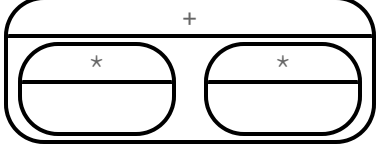
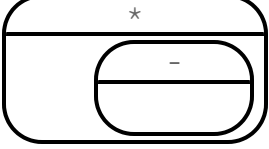
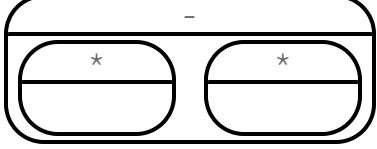
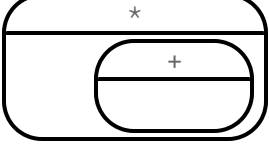
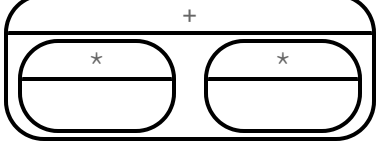
Which One Doesn't Belong? Distributive Property

Cross out the Circle of Evaluation that does NOT belong with the others, and then explain your choice.

	Which one doesn't belong?	Explain
1)	   	
2)	   	
3)	   	
4)	   	
5)	   	
6)	   	

The Distributive Property and Mental Math

On this page, the goal is to **make the math easier** by creating equivalent Circles of Evaluation that we can solve in our heads. In each row, fill in each Circle of Evaluation from left to right. Then, use mental math to compute the answer. The first one is done for you.

	Expression	Product	Sum or Difference	Answer
1)	70×39			210
2)	20×29			
3)	50×51			
4)	25×83			
5)	15×37			
6)	9×54			

Distribution and Code

Open the [Distributive Property Starter File](#), which you will use to investigate four functions:

```
# beside :: Image, Image -> Image
# above :: Image, Image -> Image
```

```
# rotate :: Number, Image -> Image
# scale :: Number, Image -> Image
```

What image operations can be distributed? Follow the example in the table below.

Example: Does scale distribute over beside ?		
Circle of Evaluation		
Sketch		
Did both expressions produce <i>identical</i> images in Pyret? <u>Yes.</u> Is scale distributive over beside ? <u>It is.</u>		
1) Does scale distribute over above ?		
Circle of Evaluation		
Sketch		
Did both expressions produce <i>identical</i> images in Pyret? _____ Is scale distributive over above ? _____		
2) Does rotate distribute over beside ?		
Circle of Evaluation		
Sketch		
Did both expressions produce <i>identical</i> images in Pyret? _____ Is rotate distributive over beside ? _____		
3) Does rotate distribute over above ?		
Circle of Evaluation		
Sketch		
Did both expressions produce <i>identical</i> images in Pyret? _____ Is rotate distributive over above ? _____		

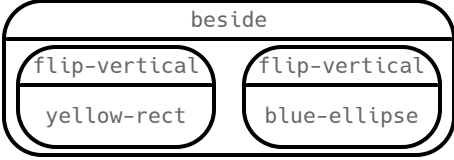
Distribution and Code (2)

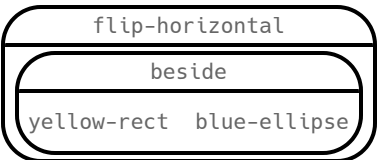

Open the [Distributive Property Starter File](#), which you will use to investigate four functions:

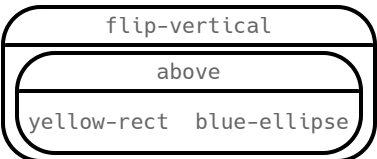

```
# beside :: Image, Image -> Image
# above :: Image, Image -> Image
```

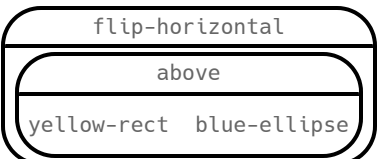

```
# flip-vertical :: Image -> Image
# flip-horizontal :: Image -> Image
```

What image operations can be distributed? Follow the example in the table below.

Example: Does flip-vertical distribute over beside ?		
Circle of Evaluation		
Sketch		
Did both expressions produce <i>identical</i> images in Pyret? _____ Is flip-vertical distributive over beside ? _____		

1) Does flip-horizontal distribute over beside ?		
Circle of Evaluation		
Sketch		
Did both expressions produce <i>identical</i> images in Pyret? _____ Is flip-horizontal distributive over beside ? _____		

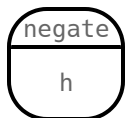
2) Does flip-vertical distribute over above ?		
Circle of Evaluation		
Sketch		
Did both expressions produce <i>identical</i> images in Pyret? _____ Is flip-vertical distributive over above ? _____		

3) Does flip-horizontal distribute over above ?		
Circle of Evaluation		
Sketch		
Did both expressions produce <i>identical</i> images in Pyret? _____ Is flip-horizontal distributive over above ? _____		

Absolute Value and Opposite

Opposites are two numbers that are the same distance from zero on the number line, with one negative and one positive. For instance, h is the opposite of $-h$.

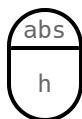
We can represent $-h$ (read: "the opposite of h ," or "negative h ") with a Circle of Evaluation:



Absolute value is the (positive) distance of a number from zero. We annotate absolute value like this: $|h|$, with h being any given number.

When we encounter an expression like $|h|$, we say "the absolute value of h ."

We can represent $|h|$ with a Circle of Evaluation:



Because *opposites* are the same distance away from zero, they will always have the same absolute value. So, $|4| = 4$ and $|-4| = 4$.

The algebraic expressions $|h|$ and $-h$ sometimes produce the same outcome, and they sometimes produce different outcomes. $|h|$ is always positive or zero, while $-h$ can be negative, zero, or positive.

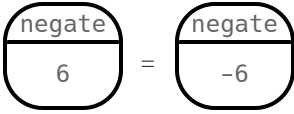
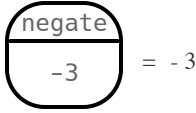
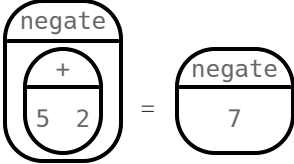
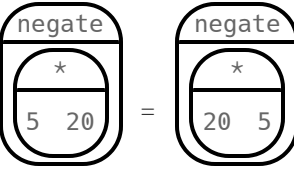
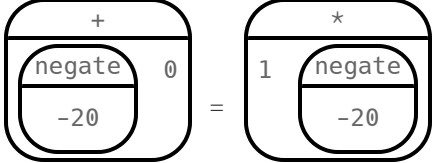
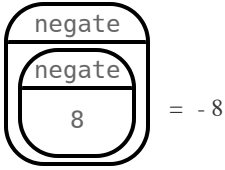
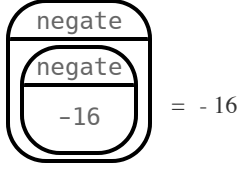
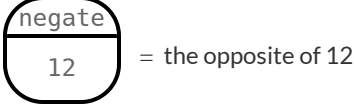
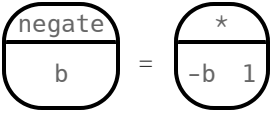
We can also create expressions that utilize both opposite and absolute value. For instance:

- We can find the **opposite** of an **absolute value**: $-|x|$
- We can find the **absolute value** of an **opposite**: $|-x|$

Thinking about the structure of the expression (and studying its Circle of Evaluation) can help us understand if it is positive or negative.

True or False? Negate

Is the equation represented by the two Circles of Evaluation true or false? Evaluate each side of the equation to confirm your response. The first one is done for you.

	Circles of Evaluation	True or False? Justify
1)		False. $-6 \neq 6$
2)		
3)		
4)		
5)		
6)		
7)		
8)		
9)		

True or False? Negate (2)

Is the equation represented by the two Circles of Evaluation true or false? Evaluate each side of the equation to confirm your response. When applicable, provide the property that confirms the equivalence. The first one is done for you.

	Circles of Evaluation	True or False? Justify
1)		
2)		
3)		
4)		
5)		
6)		
7)		
8)		

True or False? Absolute Value & Negate

Is the equation represented by the two Circles of Evaluation true or false? Evaluate each side of the equation to confirm your response. The first one is done for you.

	Circles of Evaluation	True or False? Explain
1)	$\begin{array}{ c } \hline \text{negate} \\ \hline 4 \\ \hline \end{array} = \begin{array}{ c } \hline \text{negate} \\ \hline -4 \\ \hline \end{array}$	False. $-4 \neq 4$
2)	$\begin{array}{ c } \hline \text{negate} \\ \hline 3 \\ \hline \end{array} = \begin{array}{ c } \hline \text{abs} \\ \hline 3 \\ \hline \end{array}$	
3)	$\begin{array}{ c } \hline \text{negate} \\ \hline -2 \\ \hline \end{array} = \begin{array}{ c } \hline \text{negate} \\ \hline 2 \\ \hline \end{array}$	
4)	$\begin{array}{ c } \hline \text{abs} \\ \hline -3 \\ \hline \end{array} = \begin{array}{ c } \hline \text{abs} \\ \hline 3 \\ \hline \end{array}$	

On the table below, state whether the equation represented by the Circles is *always true*, *sometimes true*, or *never true*. Explain your response.

	Circles	Always, sometimes, or never true?
5)	$\begin{array}{ c } \hline \text{negate} \\ \hline m \\ \hline \end{array} = \begin{array}{ c } \hline \text{abs} \\ \hline m \\ \hline \end{array}$	
6)	$\begin{array}{ c } \hline \text{abs} \\ \hline m \\ \hline \end{array} = \begin{array}{ c } \hline \text{abs} \\ \hline -m \\ \hline \end{array}$	
7)	$\begin{array}{ c } \hline \text{abs} \\ \hline -m \\ \hline \end{array} = \begin{array}{ c } \hline \text{negate} \\ \hline -m \\ \hline \end{array}$	

Which One Doesn't Belong? Absolute Value & Negate


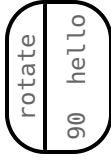

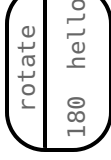

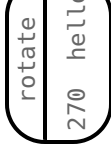
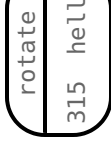

For each row, cross out any Circles of Evaluation that do NOT meet the condition stated on the left. **NOTE:** Some rows might not need anything crossed out!

	Value	Place a check mark by the equivalent Circles of Evaluation			
1)	Which Circles evaluate to 6?	<div>negate 6</div>	<div>negate -6</div>	<div>abs 6</div>	<div>abs -6</div>
2)	Which Circles evaluate to -4?	<div>negate + 2 2</div>	<div>negate 4</div>	<div>abs 4</div>	<div>abs -4</div>
3)	Which Circles evaluate to 3?	<div>abs 3</div>	<div>abs -3</div>	<div>negate negate 3</div>	<div>negate -3</div>
4)	If $m = -3$, which Circles evaluate to 3?	<div>negate m</div>	<div>negate -m</div>	<div>abs m</div>	<div>abs -m</div>
5)	If $h = 20$, which Circles evaluate to 20?	<div>negate h</div>	<div>negate -h</div>	<div>abs h</div>	<div>abs -h</div>
6)	If $x = 7$, which Circles evaluate to 0?	<div>+ x negate x</div>	<div>+ x abs x</div>	<div>- x x</div>	<div>+ negate abs x x</div>

Exploring Rotations

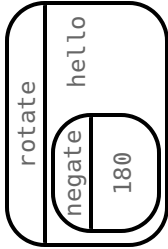
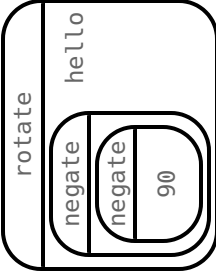
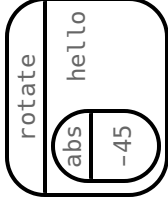
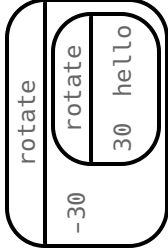
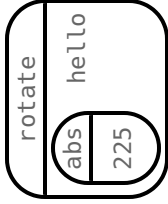
Use the [Negation Starter File](#) for this page.

1) Draw the image that each Circle of Evaluation will produce. The first prediction has been done for you.

2) What did you discover? (Some questions to consider: What happens when you rotate an image 90 degrees? 180 degrees? Were rotations clockwise or counter-clockwise?)

3) The table below includes negation, absolute value, and composed rotations. Draw the image that each Circle of Evaluation will produce.

				
★ For each Circle in the table above, can you up with a <i>simpler, equivalent</i> Circle of Evaluation that will produce the same image? Draw them in the empty boxes below.				

Translating (Absolute Value & Opposite)

Each row represents a single arithmetic expression, written in three different forms. Fill in the empty spaces so that all three forms represent the same expression.

	Circle of Evaluation	Words	Math
1)		the opposite of 20	
2)			$ 20 $
3)			
4)			$-(-20)$
5)		the opposite of the absolute value of 20	
6)			

True or False? Absolute Value & Negate

Is the equation represented by the two Circles of Evaluation true or false? Evaluate each side of the equation to confirm your response. The first one is done for you.

	Circles of Evaluation	True or False? Explain
1)		<p>False.</p> <p>$3 \neq -3$</p>
2)		
3)		
4)		
5)		
6)		

Which One Doesn't Belong? (Absolute Value & Negate)

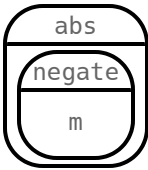
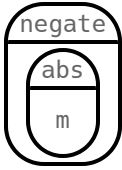
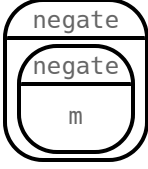
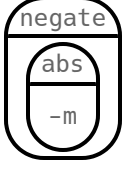
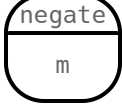
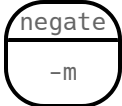
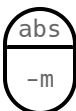
For each row, cross out any Circles of Evaluation that do NOT meet the condition stated on the left. **NOTE:** Some rows might not need anything crossed out!

	Value	Circles of Evaluation
1)	Which Circles evaluate to 20 ?	<div>negate negate 20</div> <div>negate negate -20</div> <div>abs negate 20</div> <div>negate abs 20</div>
2)	Which Circles evaluate to - 3 ?	<div>negate abs 3</div> <div>negate abs -3</div> <div>abs negate 3</div> <div>abs negate -3</div>
3)	Let $h = 9$. Which Circles evaluate to 9 ?	<div>negate -h</div> <div>negate abs h</div> <div>abs -h</div> <div>negate negate -h</div>
4)	Let $h = 6$. Which Circles evaluate to 6 ?	<div> <div>+</div> <div>abs h</div> <div>- h h</div> </div> <div> <div>+</div> <div>negate h</div> <div>- h h</div> </div> <div> <div>*</div> <div>/ h h</div> <div>abs h</div> </div>
5)	Let $k = 99$. Which Circles evaluate to 0 ?	<div> <div>+</div> <div>k negate k</div> </div> <div> <div>+</div> <div>negate k</div> <div>k</div> </div> <div> <div>+</div> <div>abs + 45 44</div> <div>negate k</div> </div>
6)	Let $a = 11$ and $b = 20$. Which Circles evaluate to 31 ?	<div>abs + a b</div> <div>abs + b a</div> <div>abs negate + b a</div> <div>negate abs + a b</div>

Matching Circles and Expressions

Assume m is a non-zero integer. Draw a line from the expression on the left to the Circle of Evaluation on the right.

Note: Some expressions have more than one correct Circle of Evaluation!

Words		Circle of Evaluation	
$ - m $	1	A	
$- m $	2	B	
$- (- m)$	3	C	
$- m$	4	D	
$- - m $	5	E	
		F	
		G	

6) Look at the expressions in the matching activity above. Are any of them *always* positive, no matter what we substitute in for m ? _____

7) Are any of the above expressions *always* negative? _____

8) Are there any expressions that were neither *always positive* nor *always negative*? Why? Explain. _____

Programming with Absolute Value and Opposite

Predict

Which equations in the table below will be *true* when $m = 6$? What about when $m = 12$? $m = 0$? With your partner, put a check ✓ in the boxes when you predict the equations will be true. Note: an equation might be true for some values and false for others!

Example	$m = 6$	$m = -12$	$m = 0$
1) examples: <code>negate(m) is abs(m) end</code>			
2) examples: <code>negate(m) is negate(abs(m)) end</code>			
3) examples: <code>negate(m) is abs(negate(m)) end</code>			
4) examples: <code>abs(negate(m)) is negate(negate(m)) end</code>			
5) examples: <code>abs(negate(m)) is negate(abs(m)) end</code>			

Test

6) Open the [Negation Starter File \(2\)](#) and click "Run". Select "Show Details" to the right of `examples-block-1`. Using the information provided, fill in as many of the blanks as needed below to describe the examples that failed.

Test # _____ failed because the left side was _____ and the right side was _____.

Test # _____ failed because the left side was _____ and the right side was _____.

Test # _____ failed because the left side was _____ and the right side was _____.

7) Talia says that setting `m` equal to *any* positive value will produce the same results. In other words, she thinks that the **same tests** will fail if $m > 0$? Do you agree? Explain. _____

8) Edit the definition of `m` (Section 1 in the starter file) to try out some other **positive** values. Was your prediction correct? Explain. _____

9) Change the definition of `m` so that it equals -12. Click "Run". Which tests failed? _____

10) Edit the definition of `m` to test out other **negative** values. What do you observe? _____

11) Change the definition of `m` so that it equals 0. Click "Run". Which tests failed? _____

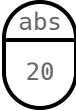
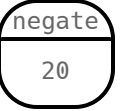
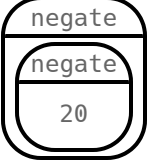
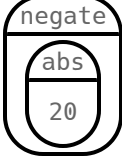
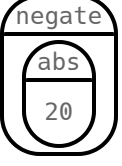
Reflect

12) Which equations in the Pyret file are always **true**? _____

13) Which equations in the Pyret file are always **false**? _____

Card Sort, Set 1: Circles of Evaluation

To prepare for this activity, give each pair of students an envelope containing three sets of cards. Keep each set of cards (Circles of Evaluation, Verbal Expressions, and Mathematical Expressions) together with rubber bands or paperclips. Each column on this page is one set of the **first** card type (Circles of Evaluation).

Card Sort, Set 2: Verbal Expressions

To prepare for this activity, give each pair of students an envelope containing three sets of cards. Keep each set of cards (Circles of Evaluation, Verbal Expressions, and Mathematical Expressions) together with rubber bands or paperclips. Each column on this page is one set of the **second** card type (verbal expressions).

The opposite of 20	The opposite of 20	The opposite of 20
The absolute value of 20	The absolute value of 20	The absolute value of 20
The absolute value of the opposite of 20 .	The absolute value of the opposite of 20 .	The absolute value of the opposite of 20 .
Start with 20. Find the opposite. Now take the absolute value.	Start with 20. Find the opposite. Now take the absolute value.	Start with 20. Find the opposite. Now take the absolute value.
The opposite of the opposite of 20.	The opposite of the opposite of 20.	The opposite of the opposite of 20.
Start with negative 20. Now find the opposite.	Start with negative 20. Now find the opposite.	Start with negative 20. Now find the opposite.
The opposite of the absolute value of 20 .	The opposite of the absolute value of 20 .	The opposite of the absolute value of 20 .
The opposite of the absolute value of - 20 .	The opposite of the absolute value of - 20 .	The opposite of the absolute value of - 20 .
The opposite of the opposite of - 20 .	The opposite of the opposite of - 20 .	The opposite of the opposite of - 20 .
The absolute value of the opposite of - 20 .	The absolute value of the opposite of - 20 .	The absolute value of the opposite of - 20 .

Card Sort, Set 3: Arithmetic Expressions

To prepare for this activity, give each pair of students an envelope containing three sets of cards. Keep each set of cards (Circles of Evaluation, Verbal Expressions, and Mathematical Expressions) together with rubber bands or paperclips. Each column on this page is one set of the **third** card type (Arithmetic Expressions).

$- 20$	$- 20$	$- 20$
$ 20 $	$ 20 $	$ 20 $
$ - 20 $	$ - 20 $	$ - 20 $
$ - - 20 $	$ - - 20 $	$ - - 20 $
$- (- 20)$	$- (- 20)$	$- (- 20)$
$- - - 20$	$- - - 20$	$- - - 20$
$- 20 $	$- 20 $	$- 20 $
$- - 20 $	$- - 20 $	$- - 20 $


Exponent Expressions

Introduction to Exponents

2^5 is an exponent expression.

- The number on the left is called the **base**. That number is multiplied by itself when we apply the exponent.
- The smaller, raised number after the base is called the **exponent**; it indicates how many times to multiply the base.
- "Cubing" is the same as "raising to the third power", and "squaring" is the same as raising to the second power.
- There is no special terminology for any other exponents.

Below, one Circle of Evaluation is written in exponent notation, while the other is written in expanded notation.



Exponents are valuable because they act as a shorthand.

The Circle of Evaluation with **expt** is a lot shorter, and easier to read!

Multi-Step Exponent Expressions

In multi-step exponent expressions with no grouping symbols, we evaluate the exponent before the other operations. The two expressions below are **not** equivalent because the parentheses influence the order in which we evaluate.



Circles of Evaluation can help us to visualize expressions with exponents and negatives and then determine if their value is positive or negative. Below, the Circles of Evaluation can help us visualize why $-(3^2)$ has a negative value, while $(-3)^2$ has a positive value.



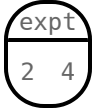
Exponent Basics

On the left, translate the verbal exponent expression into a numeric expression and a Circle of Evaluation.

On the right, write the equivalent expanded numeric expression and the corresponding Circle of Evaluation.

The first one is done for you.

1) Two to the fourth power

2^4	$2 \times 2 \times 2 \times 2$
	

2) Six cubed

3) Ten squared

4) The square of 1/2

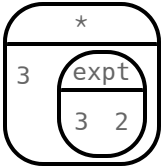
Translating Exponent Expressions

Each row represents a single arithmetic expression, written in three different forms. Fill in the empty spaces so that all three forms represent the same expression.

	Words	Circle of Evaluation	Math
1)	Start with 10. Multiply it by the square of 7.		
2)			
3)			$20^3 \times 6$
4)			
5)	Add 7 to 25 raised to the fifth power.		
6)			$(7 + 25)^5$

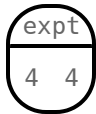
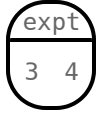
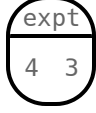
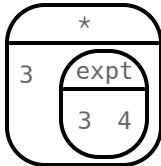
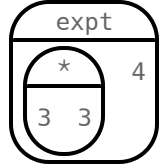
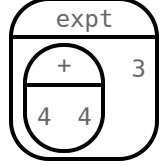
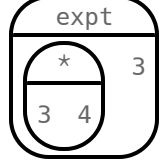
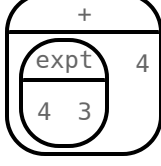
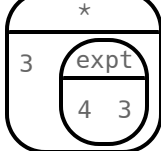
Which One Doesn't Belong? Exponent Expressions

For each row, cross out any Circles of Evaluation that do NOT evaluate to the provided quantity. **NOTE:** Some rows might not need anything crossed out!

	Which Circle(s) evaluate to...	Circles of Evaluation
1)	16 ?	   
2)	18 ?	   
3)	11 ?	   
4)	25 ?	   
5)	9 ?	   
6)	27 ?	   

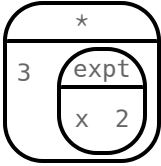
Matching Expressions to Circles of Evaluation

Draw a line from the expression on the left to the equivalent Circle of Evaluation on the right.

Words		Circle of Evaluation	
$3 \times 3 \times 3 \times 3$	1	A	
3×3^4	2	B	
$(3 \times 3)^4$	3	C	
3×4^3	4	D	
$(3 \times 4)^3$	5	E	
4^3	6	F	
$4 \times 4 \times 4 \times 4$	7	G	
$4^3 + 4$	8	H	
$(4 + 4)^3$	9	I	

Variable Expressions with Exponents

Create a Circle of Evaluation for the given expression. Once you have drawn a Circle of Evaluation, evaluate the expression by substituting in the value provided in the third column. The first one is done for you.

	Expression	Circle of Evaluation	Evaluate
1)	$3x^2$		Evaluate for $x = 5$. $3x^2 = 75$
2)	$\frac{m^2}{4}$		Evaluate for $m = 10$.
3)	$6 + w^3$		Evaluate for $w = 3$.
4)	$\frac{1}{25} \times 5^b$		Evaluate for $b = 3$.
5)	$(7 + c)^2$		Evaluate for $c = 13$.
6)	$5w^m$		Evaluate for $w = 6$ and $m = 2$.

Programming with Exponents

Examples and Exponents

1) Below, place a checkmark next to each of the equations that you **predict** will pass when you click "Run".

examples:

```
___ expt(5, 2) is 2 * 2 * 2 * 2 * 2
___ expt(4, 6) is 4 * 4 * 4 * 4 * 4 * 4
___ expt(2, 3) is 3 * 3
___ expt(8, 3) is 8 * 8 * 8
___ expt(3, 5) is 3 + 3 + 3 + 3 + 3
___ expt(1, 4) is 1 * 1 * 1 * 1
```

end

2) Open the [Exponents Starter File](#) and click "Run." Select "Show Details" to the right of `examples-block-1`. Using the information provided, fill in as many of the blanks as needed below to describe the examples that failed.

Test # _____ failed because the left side was _____ and the right side was _____.

Test # _____ failed because the left side was _____ and the right side was _____.

Test # _____ failed because the left side was _____ and the right side was _____.

3) Changing **only** the part of the example after the **is**, fix the **failing** examples so that *all of them pass*. Describe one of the changes. _____

Does it equal 16?

4) A teacher asked her students to make up expressions with exponents that evaluate to 16. She typed their expressions into Pyret as examples to test if they evaluate to 16. Below, place a checkmark next to each of the examples that you **predict** will pass.

examples:

```
___ expt(2, 4) is 16
___ expt(2, 3) + 10 is 16
___ 4 * expt(1, 4) is 16
___ 2 * expt(2, 3) is 16
```

end

examples:

```
___ 2 * 2 * expt(2, 2) is 16
___ expt(4, 2) * 2 is 16
___ (expt(4, 3) / 2) / 2 is 16
___ (expt(4, 3) / 2) / 2 is 16
```

end

5) Open the [Is it 16? Starter File](#) and click "Run". Select "Show Details" to the right of `examples-block-1`. Which tests failed? _____

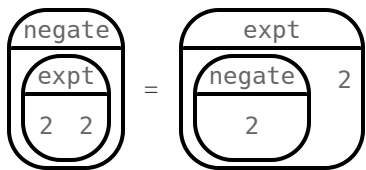
6) The three failing examples are all wrong for the same reason. That's because the students who wrote them doesn't understand something about how exponents work! What do they not understand?? _____

7) Come up with a unique exponent expression of your own that evaluates to 25, using any numbers and operators. (We've included one example for you in Section 2 of the starter file.) Write it in mathematical notation (not code) on the line: _____

8) Translate your expression to code and add it to the second examples block. Does your example pass? If not, revise it until it does.

True or False? Exponents and Negatives

Draw two Circles of Evaluation to represent the equation. Then, use your Circles of Evaluation to determine if the equation is true or false. The first one is done for you.

	Equation & Circles of Evaluation	True or False?
1)	$-2^2 = (-2)^2$ 	False: $-4 \neq 4$
2)	$-2^3 = (-2)^3$	
3)	$-2^4 = (-2)^4$	
4)	$-2^5 = (-2)^5$	
5)	$-2^6 = (-2)^6$	

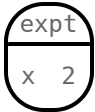
6) What do you notice about the Circles of Evaluation on the *left*? _____

7) What do you notice about the Circles of Evaluation on the *right*? _____

8) What do you notice about the *true* equations? _____

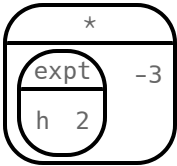
Evaluate and Compare

Create a Circle of Evaluation for the given expression. Once you have drawn a Circle of Evaluation, use it to help you evaluate the expression twice - once for $x = 5$ and once for $x = -5$. The first one is done for you.

	Expression	Circle of Evaluation	$x = 5$	$x = -5$
1)	x^2		25	25
2)	$-x^2$			
3)	x^3			
4)	$-x^3$			
5)	$-2x^3$			
6)	$(-2x)^3$			

Variable Expressions with Exponents and Negatives

Create a Circle of Evaluation for the given expression. Once you have drawn a Circle, evaluate the expression by substituting in the value provided in the third column. The first one is done for you.

	Expression	Circle of Evaluation	Evaluate
1)	$-3h^2$		Evaluate for $h = -5$. $-3h^2 = -75$
2)	$2w^m$		Evaluate for $w = -3$ and $m = 2$.
3)	$-2r^t$		Evaluate for $r = -3$ and $t = 3$.
4)	$-g^2 + -g^3$		Evaluate for $g = 2$.
5)	$(-f)^2 + (-f)^3$		Evaluate for $f = 2$.
6)	$-z^2 + -z^3$		Evaluate for $z = -2$.

Contracts for Expressions And Equations

Contracts tell us how to use a function, by telling us three important things:

1. The **Name**
2. The **Domain** of the function - what kinds of inputs do we need to give the function, and how many?
3. The **Range** of the function - what kind of output will the function give us back?

For example: The contract `triangle :: (Number, String, String) -> Image` tells us that the name of the function is `triangle`, it needs three inputs (a Number and two Strings), and it produces an Image.

With these three pieces of information, we know that typing `triangle(20, "solid", "green")` will evaluate to an Image.

Name	Domain	Range
# above	:: (<u>Image</u> _{above} , <u>Image</u> _{below})	-> Image
<code>above(circle(10, "solid", "black"), square(50, "solid", "red"))</code>		
# beside	:: (<u>Image</u> _{left} , <u>Image</u> _{right})	-> Image
<code>beside(circle(10, "solid", "black"), square(50, "solid", "red"))</code>		
# circle	:: (<u>Number</u> _{radius} , <u>String</u> _{fill-style} , <u>String</u> _{color})	-> Image
<code>circle(50, "solid", "purple")</code>		
# ellipse	:: (<u>Number</u> _{width} , <u>Number</u> _{height} , <u>String</u> _{fill-style} , <u>String</u> _{color})	-> Image
<code>ellipse(100, 50, "outline", "orange")</code>		
# flip-horizontal	:: (<u>Image</u>)	-> Image
<code>flip-horizontal(text("Lion", 50, "maroon"))</code>		
# flip-vertical	:: (<u>Image</u>)	-> Image
<code>flip-vertical(text("Orion", 65, "teal"))</code>		
# isosceles-triangle	:: (<u>Number</u> _{size} , <u>Number</u> _{vertex-angle} , <u>String</u> _{fill-style} , <u>String</u> _{color})	-> Image
<code>isosceles-triangle(50, 20, "solid", "grey")</code>		
# max	:: (<u>Number</u> _a , <u>Number</u> _b)	-> Number
<code>max(3, 4)</code>		
# min	:: (<u>Number</u> _a , <u>Number</u> _b)	-> Number
<code>min(3, 4)</code>		
# overlay	:: (<u>Image</u> _{top} , <u>Image</u> _{bottom})	-> Image
<code>overlay(circle(10, "solid", "black"), square(50, "solid", "red"))</code>		
# radial-star	:: (<u>Num</u> _{points} , <u>Num</u> _{outer} , <u>Num</u> _{inner} , <u>Str</u> _{fill-style} , <u>Str</u> _{color})	-> Image
<code>radial-star(6, 20, 50, "solid", "red")</code>		
# rectangle	:: (<u>Number</u> _{width} , <u>Number</u> _{height} , <u>String</u> _{fill-style} , <u>String</u> _{color})	-> Image
<code>rectangle(100, 50, "outline", "green")</code>		

Name	Domain	Range
# regular-polygon	:: (<u>Number</u> _{size} , <u>Number</u> _{vertices} , <u>String</u> _{fill-style} , <u>String</u> _{color})	-> Image
regular-polygon(25,5, "solid", "purple")		
# rhombus	:: (<u>Number</u> _{size} , <u>Number</u> _{top-angle} , <u>String</u> _{fill-style} , <u>String</u> _{color})	-> Image
rhombus(100, 45, "outline", "pink")		
# right-triangle	:: (<u>Number</u> _{leg1} , <u>Number</u> _{leg2} , <u>String</u> _{fill-style} , <u>String</u> _{color})	-> Image
right-triangle(50, 60, "outline", "blue")		
# rotate	:: (<u>Number</u> _{degrees} , <u>Image</u> _{img})	-> Image
rotate(45, star(50, "solid", "dark-blue"))		
# scale	:: (<u>Number</u> _{factor} , <u>Image</u> _{img})	-> Image
scale(1/2, star(50, "solid", "light-blue"))		
# sqr	:: (<u>Number</u>)	-> Number
sqr(4)		
# sqrt	:: (<u>Number</u>)	-> Number
sqrt(4)		
# square	:: (<u>Number</u> _{size} , <u>String</u> _{fill-style} , <u>String</u> _{color})	-> Image
square(50, "solid", "red")		
# star	:: (<u>Number</u> _{radius} , <u>String</u> _{fill-style} , <u>String</u> _{color})	-> Image
star(50, "solid", "red")		
# star-polygon	:: (<u>Number</u> _{size} , <u>Number</u> _{point-count} , <u>Number</u> _{step-count} , <u>String</u> _{fill-style} , <u>String</u> _{color})	-> Image
star-polygon(100, 10, 3, "outline", "red")		
# string-contains	:: (<u>String</u> _{haystack} , <u>String</u> _{needle})	-> Boolean
string-contains("hotdog", "dog")		
# string-length	:: (<u>String</u>)	-> Number
string-length("rainbow")		
# text	:: (<u>String</u> _{message} , <u>Number</u> _{size} , <u>String</u> _{color})	-> Image
text("Zari", 85, "orange")		
# triangle	:: (<u>Number</u> _{size} , <u>String</u> _{fill-style} , <u>String</u> _{color})	-> Image
triangle(50, "solid", "fuchsia")		
# triangle-asa	:: (<u>Number</u> _{top-left-angle} , <u>Number</u> _{left-side} , <u>Number</u> _{bottom-angle} , <u>String</u> _{fill-style} , <u>String</u> _{color})	-> Image
triangle-asa(90, 200, 10, "solid", "purple")		
# triangle-sas	:: (<u>Number</u> _{bottom-R-side} , <u>Number</u> _{top-R-angle} , <u>Number</u> _{top-side} , <u>String</u> _{fill-style} , <u>String</u> _{color})	-> Image
triangle-sas(50, 20, 70, "outline", "dark-green")		

These materials were developed partly through support of the National Science Foundation (awards 1042210, 1535276, 1648684, and 1738598) and are licensed under a Creative Commons 4.0 Unported License. Based on a work at www.BootstrapWorld.org. Permissions beyond the scope of this license may be available by contacting contact@BootstrapWorld.org.